

ALL-NEW MAZDA CX-60



PRICE AND SPECIFICATION GUIDE



WELCOME...

Introducing the Mazda CX-60, our all-new luxury Plug-in Hybrid SUV.

Designed using our award winning Kodo: Soul of Motion design philosophy, the striking good looks combined with an exquisitely crafted interior, driver centric cabin, and Mazda's renowned driving experience, makes for a truly opulent experience.

Mazda CX-60 is Mazda's first Plug-in Hybrid, featuring a powerful 2.5 litre petrol engine mated to an electric motor and battery, which delivers impressive driving performance. With a pure EV driving range of up to 39 miles, you can drive the kids to school and do the morning commute tailpipe emission free, or when it comes to packing your bags and hitting the road for a weekend away the CX-60 will switch seamlessly between a blend of petrol and electric, meaning the CX-60's Plug-in Hybrid system fits seamlessly into your life.

One thing is for sure, you will be captivated at very first sight.

Style to match your personality

The Mazda CX-60 is available in 3 unique styles. First is the Exclusive-Line offering luxury in it's purest form with sumptuous Black leather seats and hands free powerlift tailgate. The Homura grade offers a sportier edge with striking black exterior detailing, and finally the Takumi which offers you the very best of Japanese luxury, with White Nappa leather interior and unique diamond cut alloy wheels.

Safety

When it comes to safety, you could be in no safer hands. With superb safety equipment as standard such as Smart Brake support and Blind Spot Monitoring with Rear Cross Traffic Alert, for a more re-assuring drive, every time.



This Price & Specification Guide has been designed to enable you to discover more about the Mazda CX-60. Inside you'll find information on its key features, what they do, as well as technical information.

So what are you waiting for...



THE LATEST IN TECHNOLOGY & CONVENIENCE

MAZDA CONNECT

The latest in-car infotainment

Mazda Connect allows for seamless connectivity between you and your Mazda. Information is displayed on a clear central 12.3" screen which is perfectly positioned at eye level.

Access vehicle information and settings, entertainment options including DAB Radio. Connect your smartphone via Bluetooth to make and receive calls, access your phonebook and access the European wide Navigation system which comes with 5-years free map updates.



MULTIMEDIA COMMANDER

Easy to use, driver centric, eyes on the road

The Multimedia Commander provides simple and easy access to the Mazda Connect infotainment system. The tactile feel plays to the senses allowing for ease of use whilst on the move, and more importantly, allows you to keep your eyes on the road.



MAZDA MI-DRIVE Intelligent Drive Select System

Standard across all grades the intelligent Mi-Drive Mazda system offers five switchable drive modes – Normal, Sport, Off-Road, Towing & EV. These modes optimise grip, traction, performance, handling and safety for you and your passengers in a range of driving environments.

BOSE PREMIUM SOUND SYSTEM Made to move you

Fitted as standard to our Homura and Takumi grades, the high performance speakers make you feel like you're at the front row of your favourite concert, making you feel immersed in whatever you're listening to.

The premium sound system includes all of the latest Bose technologies such as CenterPoint, BassMatch and AudioPilot which all contribute to an immersive entertainment experience.



THE FLEXIBILITY TO FIT INTO YOUR LIFE

WEEKEND AWAY, PACK YOUR BAGS

Your companion for the perfect weekend away. With a luggage capacity of up to 570 litres, the Mazda CX-60's generous boot allows you to bring everything that you need.

Practicality is enhanced further with a 40:20:40 split rear seats which can accommodate those larger items.

Standard across all grades is the hands-free power liftgate, with a wave of your foot under the rear bumper and it automatically opens. So there is no need to push a button while carrying large objects.



ALL-NEW MAZDA CX-60 PRICING

e-SKYACTIV PHEV

	PRICE	VAT	P11D VALUE	FIRST YEAR VED & DVLA FIRST REG FEE*	ESTIMATED 'ON THE ROAD' RETAIL	CO ₂ EMISSIONS (G/KM)~	BIK TAX (%)^	2022/23 MONTHLY TAX LIABILITY 20%/40%	INSURANCE GROUP
All-new Mazda CX-60 327ps AWD Exclusive-Line Auto	£36,579.17	£7,315.83	£43,895	£55	£43,950	33	12%	£88/£176	43A^^
All-new Mazda CX-60 327ps AWD Homura Auto	£38,870.83	£7,774.17	£46,645	£55	£46,700	33	12%	£93/£187	44A^^
All-new Mazda CX-60 327ps AWD Takumi Auto	£39,995.83	£7,999.17	£47,995	£55	£48,050	33	12%	£96/£192	44A^^

OPTIONS	BASIC PRICE	VAT	MSRP
Comfort Pack*: <ul style="list-style-type: none"> • 20" Silver Metallic alloy wheels • Driver seat electric tilt, slide, recline, height and lumbar adjustment • Passenger seat electric slide, recline, height and lumbar adjustment • Front seat ventilation • Heated outer rear seats with 3-stage setting • Driver Monitoring with personal identification • Mazda Driver Personalisation System: (seat / head up display / wing mirrors) 	£1,166.67	£233.33	£1,400.00
Convenience Pack: <ul style="list-style-type: none"> • Privacy glass (Rear side and rear windows) • 360° View Monitor with see through view • 150W AC socket • 1500W AC socket • Rear console box light • Front and rear courtesy lamp and rear door pocket lamp • Qi Wireless Charging 	£833.33	£166.67	£1,000.00
Driver Assistance Pack: <ul style="list-style-type: none"> • Adaptive LED Headlights • Front Cross Traffic Alert (FCTA) • Rear Cross Traffic Brake (RCTB) • Rear Smart City Brake Support (rSCBS) • i-Adaptive Cruise Control • Mazda Radar Cruise Control (MRCC) with Cruising Traffic Support (CTS) 	£916.67	£183.33	£1,100.00
Panoramic sunroof**	£833.33	£166.67	£1,000

*Optional on Exclusive-Line models only.

**Optional on Homura or Takumi models only.

*First year rate Vehicle Excise Duty as of 1 April 2022, includes £55 DVLA first registration fee. ^BIK effective from 6 April 2022.

~Figures shown are for comparability purposes; only compare fuel consumption and CO₂ figures with other cars tested to the same technical procedures. These figures may not reflect real life driving results, which will depend upon a number of factors including the accessories fitted (post-registration), variations in weather, driving styles and vehicle load. All figures quoted are derived from the latest WLTP test cycle.

All figures subject to final homologation.

^^Figures are provisional.

Pricing and specification are subject to change. Please speak with your local dealer for latest pricing information.

ALL-NEW MAZDA CX-60 GRADE HIGHLIGHTS

EXCLUSIVE-LINE from £43,950

STANDARD FEATURES:

EXTERIOR

- 18" Grey Metallic alloy wheels
- Electrically-adjustable, heated, auto power-folding door mirrors
- Front grille in Gloss black (bar type) with Chrome finish Signature Wing
- Front, rain-sensing windscreen wipers with adjustable sensitivity and speed
- Headlights – LED with auto levelling
 - Coming home/leaving home lights
 - Dusk-sensing headlights
 - LED daytime running lights
 - High Beam Control (HBC)
- Parking aids – Reversing camera
- Parking Sensors – Front and rear (audible and visual)

INTERIOR

- Black leather seat trim[^]
- Colour 12.3" TFT instrument cluster display (provides speed, traffic signs and cruise control information)
- Electronic Parking Brake with auto-hold and auto-disengage function
- Frameless auto-dimming rear-view mirror
- Front seats heated with 3-stage setting
- Heated leather-wrapped steering wheel

INFOTAINMENT

- AM / FM / DAB radio, with 8 speakers and USB-C inputs
- Connected Services*
- Integrated Bluetooth®
- Mazda Connect multimedia system with 12.3" Colour centre display and Multimedia Commander
- Mazda Navigation System with European mapping and 5-years free map updates
- Wireless Apple CarPlay® & Android Auto™

COMFORT AND CONVENIENCE

- Cruise Control
- Dual-zone climate control air-conditioning
- Windscreen projected colour Active Driving Display

SAFETY AND SECURITY

- Blind Spot Monitoring (BSM) with Rear Cross Traffic Alert (RCTA)
- Driver Attention Alert (DAA)
- e-Call with GPS
- Intelligent Speed Assist (ISA)
- Lane-keep Assist System (LAS) with Lane Departure Warning System (LDWS)
- Smart Brake Support - Front (SBS) with Turn-Across Traffic
- Smart keyless entry
- Traffic Sign Recognition (TSR)



Model shown: Mazda CX-60 327ps AWD Exclusive-Line Auto in Platinum Quartz.

HOMURA from £46,700

IN ADDITION TO EXCLUSIVE-LINE, HOMURA ADDS:

EXTERIOR

- 20" Black Metallic alloy wheels
- Body coloured wheel arch moulding
- Front grille in Gloss black (honeycomb type) with Dark plated finish Signature Wing
- Gloss black wing mirrors

INTERIOR

- Ambient lighting
- Driver Personalisation System
- Driver seat electric tilt, slide, recline, height and lumbar adjustment
- Passenger seat electric slide, recline, height and lumbar adjustment
- Electric steering wheel adjustment
- Front seat ventilation (3-stage setting)
- Heated outer rear seats (3-stage setting)
- Ingress/ Egress support & automatic driver position guide

INFOTAINMENT

- 12 Bose speaker surround-sound system featuring Bose Centerpoint signal processing and AudioPilot 2 noise compensations technology

SAFETY AND SECURITY

- Driver Monitoring with personal identification



Model shown: Mazda CX-60 327ps AWD Homura Auto in Soul Red Crystal.

*Connected Services is a subscription service and requires a compatible mobile device to download and sign-up to the MyMazda App. A 3-year complimentary period is included and commences from the date of first registration of the vehicle. Please contact your dealer or visit www.mazda.co.uk/my-mazda for further information.

[^]Leather refers to centre seat facing and side supports.

Pricing and specification are subject to change. Please speak with your local dealer for latest pricing information.

ALL-NEW MAZDA CX-60 GRADE HIGHLIGHTS

TAKUMI from £48,050

IN ADDITION TO HOMURA, TAKUMI ADDS:

EXTERIOR

- 20" Black Metallic Machined alloy wheels
- Body coloured wing mirrors
- Front grille in Gloss black (bar type) with Chrome finish Signature Wing
- Side window chrome surround

INTERIOR

- Bright decoration panel
- Cloth detailed stitching dashboard panel
- White Maple wood console panel
- White Nappa leather seat trim[^]



Model shown: Mazda CX-60 327ps AWD Takumi Auto in Rhodium White.

OPTION PACKS

COMFORT PACK - £1,400

OPTIONAL ON EXCLUSIVE-LINE

- 20" Silver Metallic alloy wheels
- Driver Monitoring with personal identification
- Electric driver and passenger seats
- Front seat ventilation (3-stage setting)
- Heated outer rear seats (3-stage setting)
- Mazda Driver Personalisation System: (seat / head up display / wing mirrors)

CONVENIENCE PACK - £1,000

OPTIONAL ON EXCLUSIVE-LINE, HOMURA & TAKUMI

- Front and rear courtesy lamp and rear door pocket lamp
- 150W AC socket
- 1500W AC socket
- 360° view monitor with see through view
- Privacy glass (Rear side and rear windows)
- Rear console box light
- Wireless Charging

DRIVER ASSISTANCE PACK - £1,100

OPTIONAL ON EXCLUSIVE-LINE, HOMURA & TAKUMI

- Adaptive LED Headlights
- Front Cross Traffic Alert (FCTA)
- i-Adaptive Cruise Control
- Mazda Radar Cruise Control (MRCC) with Cruising Traffic Support (CTS)
- Rear Cross Traffic Brake (RCTB)

PANORAMIC SUNROOF - £1,000

OPTIONAL ON HOMURA & TAKUMI

[^] Leather refers to centre seat facing and side supports.

Pricing and specification are subject to change. Please speak with your local dealer for latest pricing information.

ALL-NEW MAZDA CX-60 INTERIOR TRIMS AND COLOURATION



BLACK LEATHER SEAT TRIM[^] WITH BLACK INTERIOR COLOURATION
(Standard on Exclusive-Line and Homura)



WHITE NAPPA LEATHER SEAT TRIM[^] WITH WHITE INTERIOR COLOURATION
(Standard on Takumi)

[^] Leather refers to centre seat facing and side supports.

ALL-NEW MAZDA CX-60 PAINT FINISH OPTIONS



OPTIONS	BASIC PRICE	VAT	MSRP
Arctic White	£0	£0	£0
Deep Crystal Blue / Jet Black / Platinum Quartz / Sonic Silver	£541.67	£108.33	£650.00
Machine Grey / Rhodium White	£625.00	£125.00	£750.00
Soul Red Crystal	£750.00	£150.00	£900.00

Mazda Motors UK reserves the right to introduce changes in pricing, specification and equipment due to its ongoing product development. Colour and trim samples shown in this digital brochure may vary from the actual colours because of the variations of resolutions and colours found in various screen displays, and if printed, limitations within the printing process. Models shown may not be to UK specification. It is recommended that you consult your Mazda dealer when referring to these.

MAZDA CX-60 ALLOY WHEELS



18" GREY ALLOY WHEELS
Standard on Exclusive-Line



20" SILVER METALLIC ALLOY WHEELS
Part of optional Comfort Pack available on Exclusive-Line.



20" BLACK METALLIC ALLOY WHEELS
Standard on Homura



20" BLACK METALLIC MACHINED ALLOY WHEELS
Standard on Takumi

ALL-NEW MAZDA CX-60 SPECIFICATIONS

Exterior

		EXCLUSIVE-LINE	HOMURA	TAKUMI
B-Pillar and C-Pillar garnish	Gloss Black	•	•	•
Door mirrors:	Body coloured	•	-	•
	Gloss Black	-	•	-
	Electrically-adjustable, heated auto power-folding door mirrors	•	•	•
	With auto-dimming (Drivers mirror only)	•	•	•
	With memory	O	•	•
Front Grille:	Gloss black honeycomb	-	•	-
	Gloss black bar type	•	-	•
Front Signature Wing:	Chrome	•	-	•
	Dark plating	-	•	-
Front Side Garnish (PHEV):	Chrome	•	-	•
	Dark plating	-	•	-
Headlights:	Adaptive LED Headlights (ALH) - the ultimate in headlight technology. Combining three technologies: Glare-free High Beams which automatically dim part of the illuminated area to avoid dazzling other drivers, Wide-range Low Beams which light up a wider area at low speeds and Highway mode which helps you see further when travelling at speed.	O	O	O
	Coming home / leaving home lights	•	•	•
	Dusk-sensing headlights	•	•	•
	Headlight washers	•	•	•
	High Beam Control (HBC) - detects oncoming and preceding vehicles and automatically switches between high and low beams during night driving, making it easier for the driver to recognise hazards	•	•	•
	LED, with auto headlight levelling	•	•	•
	Signature LED daytime running lights	•	•	•
	Dark plated headlight lens	•	•	-
	Chrome headlight lens	-	-	•
Parking sensors (audible and visual warning)	Front and Rear	•	•	•
Parking aids:	Reversing camera with static guide lines	•	•	•
	360° View Monitor (front, rear and side cameras) with see through view and dynamic guide lines	O	O	O
Power liftgate with hands free function:		•	•	•
Privacy glass:	Rear side and rear windows	O	O	O
Rear lights:	Signature LED rear combination lights	•	•	•
Sunroof:	Panoramic sunroof	-	O	O
Wheel arch and side mouldings:	Black	•	-	-
	Body coloured	-	•	•
Wheels & tyres:	18" Grey Metallic Alloys with 235/60 R18	•	-	-
	20" Silver Metallic Alloys with 235/50 R20	O	-	-
	20" Black Metallic Alloys with 235/50 R20	-	•	-
	20" Black Metallic Machined Alloys with 235/50 R20	-	-	•
Wipers:	Front, rain-sensing with adjustable sensitivity and speed	•	•	•
	Front Wiper De-icer - Hot wires located along the drivers side A-pillar and the wiper finishing positions	•	•	•
	Rear	•	•	•
	Low washer fluid warning lamp	•	•	•

• = Standard equipment, O = Optional as part of a pack, - = Not available.

Pricing and specification subject to change prior to launch.

Interior

		EXCLUSIVE-LINE	HOMURA	TAKUMI
Chrome interior trim accents: Steering wheel centre bezel, surround of start / stop button and glove box handle		•	•	•
Centre Console Panel	Black	•	•	-
	White Maple Wood	-	-	•
Door panel trim:	Vinyl leather	•	•	•
Dashboard panel:	Vinyl	•	•	-
	Cloth detailed stitching dashboard panel	-	-	•
Decoration panel:	Silver	•	•	-
	Bright	-	-	•
Electronic Parking Brake with auto-hold and auto-disengage function		•	•	•
Electrical power outlets:	12V outlet (x1 front, x1 boot)	•	•	•
	150W AC socket	O	O	O
	1500W AC socket	O	O	O
Gear shift:	Leather-wrapped	•	•	•
Grab handles:	Driver, front passenger and two rear, with coat hooks	•	•	•
Instrument cluster:	Trip computer	•	•	•
	Colour 12.3-inch TFT display (provides speed, traffic signs and cruise control information)	•	•	•
Interior mirror:	Frameless auto-dimming rear-view mirror	•	•	•
Interior trim:	Black leather seat trim^	•	•	-
	White Nappa leather seat trim^	-	-	•
Seats (Front):	Driver seat manual tilt, slide, recline and height adjustment	•	-	-
	Driver seat electric tilt, slide, recline, height and lumbar adjustment	O	•	•
	Mazda Driver Personalisation System: (seat / head up display / wing mirrors)	O	-	-
	Mazda Driver Personalisation System: (seat/head up display/ wing mirrors/ steering wheel)	-	•	•
	Ingress/ Egress support & automatic driver position guide	-	•	•
	Passenger seat manual slide, recline and height adjustment	•	-	-
	Passenger seat electric slide, recline, height and lumbar adjustment	O	•	•
	Heated with 3-stage setting	•	•	•
	Ventilation with 3-stage setting	O	•	•
Seats (Rear):	40:20:40 split fold down rear seats	•	•	•
	Heated outer rear seats with 3-stage setting	O	•	•
	Folding centre armrest equipped with two cup holders	•	•	•
	Reclining	•	•	•
	Remote fold down rear seats	•	•	•
	Three height-adjustable head restraints	•	•	•
Steering wheel:	Leather-wrapped	•	•	•
	Manual telescopic and tilt adjustment	•	-	-
	Electric telescopic and tilt adjustment	-	•	•
	Heated	•	•	•
	Paddle shift	•	•	•
Storage spaces:	Cargo net	•	•	•
	Door pockets (driver, front passenger and two rear)	•	•	•
	Front centre storage with two cupholders	•	•	•
	Glovebox with interior illumination	•	•	•
	Roof mounted sunglasses holder	•	•	•
	Seatback pocket (located on rear of front driver and passenger seats)	•	•	•

• = Standard equipment, O = Optional as part of a pack, - = Not available.

Please visit [mazda.co.uk](https://www.mazda.co.uk) for more information.

¹⁾ Connected Services is a subscription service and requires a compatible mobile device to download and sign-up to the MyMazda App. A 3-year complimentary period is included and commences from the date of first registration of the vehicle. Please contact your dealer or visit www.mazda.co.uk/my-mazda for further information.

^ Leather refers to centre seat facing and side supports.

Infotainment

		EXCLUSIVE-LINE	HOMURA	TAKUMI
Integrated Bluetooth®:	Allows audio transfer from Bluetooth® devices, hands-free calling and easy access to phone contacts via steering wheel controls or Multimedia Commander	•	•	•
Mazda Connect (Multimedia System):	AM / FM / DAB radio, with 8 speakers	•	-	-
	AM / FM / DAB radio featuring 12-Speaker Bose surround sound system, with Bose CenterPoint, BassMatch and AudioPilot technology	-	•	•
	12.3-inch TFT Colour centre display	•	•	•
	Steering wheel-mounted audio and Bluetooth® controls	•	•	•
	USB-C inputs (x2 front, x2 rear)	•	•	•
Mazda Connected Services ¹⁾ :	Connected Services - Accessed via the MyMazda App which provides you with information about your vehicle, you can also access many other features like remote controls, vehicle finder and send a destination to your car	•	•	•
Mazda Navigation System:	European mapping with alternative route calculations, point of interest search and 5-years free map updates	•	•	•
Multimedia Commander:	Located between the driver and front passenger, the Multimedia Commander allows easy control of the advanced connectivity and infotainment system, with information displayed on the 12.3" colour centre screen, includes a separate volume control dial	•	•	•
Wireless Apple CarPlay® & Android Auto™:	In-car assistant systems that let you access certain features of your phone through Mazda Connect	•	•	•
Wireless Charging		O	O	O

Comfort and Convenience

		EXCLUSIVE-LINE	HOMURA	TAKUMI
Air-conditioning:	Dual-zone climate control air-conditioning with rear air-vents	•	•	•
Cruise Control		•	•	•
i-Adaptive Cruise Control		O	O	O
Mazda Radar Cruise Control (MRCC) with Cruising Traffic Support (CTS)		O	O	O
Cruising and Traffic Support (CTS):	Where conditions allow, assists driver with accelerator, brake and steering functions when following a vehicle ahead in heavy traffic, helping to reduce driver fatigue	O	O	O
Electric windows:	Front & rear with one-touch auto down / up	•	•	•
Head-up Display:	Windscreen Projected colour Active Driving Display (Head-up Display) Projects full-colour information directly onto the windscreen within the driver's line of sight, including navigation, speed and vehicle status	•	•	•
Interior Lighting:	Front down lamp with front and rear foot lamps	•	•	•
	Ambient lighting	-	•	•
Luggage compartment:	LED illumination	•	•	•
Mi-Drive:	Offers 5 modes - Normal mode, Sport mode, Off-road mode, Towing mode and EV mode	•	•	•
Power button start / stop:		•	•	•
Sun visors:	Driver's and front passenger's with covered vanity mirror and driver's ticket holder	•	•	•

• = Standard equipment, O = Optional as part of a pack, - = Not available.

Please visit mazda.co.uk for more information.

¹⁾ Connected Services is a subscription service and requires a compatible mobile device to download and sign-up to the MyMazda App. A 3-year complimentary period is included and commences from the date of first registration of the vehicle. Please contact your dealer or visit www.mazda.co.uk/my-mazda for further information.

Safety and Security

		EXCLUSIVE-LINE	HOMURA	TAKUMI
Active Bonnet:	Active Bonnet is designed to mitigate shock to the head in the event the vehicle collides with a pedestrian. Designed to activate with a defined speed range, the system causes the rear end of the bonnet to pop up when an impact exceeding a certain threshold is detected, creating a shock-absorbing space between the bonnet and the engine.	•	•	•
Airbags:	Front dual stage driver and single stage front passenger	•	•	•
	Front side airbags	•	•	•
	Front and rear curtain airbags	•	•	•
	Front driver knee airbag	•	•	•
	Front passenger airbag cut-off switch	•	•	•
Anti-lock braking system (ABS)		•	•	•
Blind Spot Monitoring (BSM):	with Rear Cross Traffic Alert (RCTA)	•	•	•
	with Blind Spot Assist	•	•	•
	with vehicle exit warning function	•	•	•
Driver Attention Alert (DAA):	The system monitors driver inputs and the vehicle's movements to sense the early stages of driver fatigue.	•	•	•
Driver Monitoring (DM):	A camera within the centre display screen monitors the driver's facial movements to detect driver fatigue, encouraging the driver to take a rest where needed.	O	•	•
Dynamic Stability Control (DSC)		•	•	•
e-Call with GPS:	In the case of an accident, either provides a manual or automated message to the emergency services, which includes the vehicle's location. (European locations only)	•	•	•
Emergency Stop Signalling system (ESS)		•	•	•
Emergency tyre repair kit		•	•	•
Emergency Lane- Keeping with Blind Spot Assist:	Assists steering operation when changing lanes despite the risk of a potential collision. It detects vehicles approaching from the rear or side of the vehicle when the CX-60 is travelling at approximately 37mph or above. Alongside Blind Spot Monitoring alerts, it helps the driver avoid potential collisions and mitigates damage in the event of a collision.	•	•	•
Front Cross Traffic Alert (FCTA):	When pulling out of junctions, the system checks for approaching vehicles in your blind spots either side or the front of your vehicle. When an oncoming vehicle is detected, it sounds a warning	O	O	O
Hill Descent Control		•	•	•
Hill Launch Assist (HLA):	When setting off on an incline, helps prevent the car from rolling backwards when the driver moves their foot from the brake to the accelerator pedal	•	•	•
Intelligent Speed Assist (ISA):	A driver operated speed-limiting system that works in conjunction with Traffic Sign Recognition (TSR) to help keep drivers from exceeding the speed limit unintentionally	•	•	•
ISOFIX child seat anchorage; attached to outer rear seats		•	•	•
Lane-keep Assist System (LAS) with Lane Departure Warning System (LDWS):	The system detects the line markings on the road surface and instantly warns you in case of unintentional lane departure, whilst also assisting to steer the vehicle to keep it within its lane	•	•	•
Pre-crash safety: Smart Brake Support (SBS):	Front (SBS) with Turn-Across Traffic - designed to reduce the risk of accidents by helping the driver avoid frontal collisions	•	•	•
	Rear (SBS-R) - designed to reduce the risk of accidents by helping the driver avoid rear-end collisions	O	O	O
	Rear Crossing (SBS-RC) - detects vehicles approaching from the rear left and right sides of the vehicle, and the rear of the vehicle while the vehicle is being reversed out of a parking space	O	O	O
Remote central locking with deadlocking and automatic door lock when driving		•	•	•
Smart keyless entry:	Allows opening and locking of the vehicle without removing the key from your pocket or bag	•	•	•
Seatbelts:	Front, 3-point (ELR) x 2 with pre-tensioners	•	•	•
	Rear, 3-point (ELR) x 3	•	•	•
Seatbelt reminder audible warning:	Driver, passenger and rear seats	•	•	•
Thatcham accredited alarm and immobiliser		•	•	•
Traffic Sign Recognition (TSR)		•	•	•
Tyre Pressure Monitoring System (TPMS)		•	•	•

Electrification

	EXCLUSIVE-LINE	HOMURA	TAKUMI
Type 2 Mode 2 cable for AC charging via UK 3-pin plug	•	•	•
Type 2 Mode 3 cable for AC charging via home or public charge points	•	•	•

• = Standard equipment, O = Optional as part of a pack, - = Not available.

Pricing and specification subject to change prior to launch.

ALL-NEW MAZDA CX-60 TECHNICAL INFORMATION

Model availability	e-SKYACTIV PHEV
Exclusive-Line	•
Homura	•
Takumi	•

Dimensions		
Overall length / width ¹⁾ / height (mm) ²⁾		4,745 / 1,890 (2,134) / 1,675 (1,680)
Wheelbase (mm)		2,870
Ground clearance between the axles (mm) - unladen 18" / 20" alloys		176 / 182
Front track / Rear track (mm)		1640 / 1645
Front headroom ³⁾ / leg room / shoulder room (mm)		1,004 (991) / 1,058 / 1,504
Rear headroom / leg room / shoulder room (mm)		984 (960) / 990 / 1,441
Cargo volume, acc. to VDA (l):	5-seat mode to belt line including underfloor storage	570
	2-seat mode including underfloor storage	1726
Brake Type - Front / Rear		Ventilated / Solid
Brake Dimensions (mm) - Front / Rear		347 / 328
Steering		
Steering gear		Electronic Power Assist System (EPAS) rack-and-pinion

¹⁾ Vehicle width excludes mirrors. Figures in brackets includes mirrors opened

²⁾ Figures in brackets are for vehicles fitted with 20" alloy wheels.

³⁾ Figures in brackets are for vehicles fitted with panoramic sunroof.



e-SKYACTIV PHEV		2.5 e-SKYACTIV PHEV AWD	
		327ps Automatic	
Displacement (cc)		2488	
Bore x Stroke (mm)		89.0 x 100.0	
Valves per cylinder		4	
Compression ratio		13:1	
ELECTRIC MOTOR			
		e-SKYACTIV PHEV	
Battery Size		17.8kWh	
Battery Type		Lithium-ion	
Battery Weight		175.1	
On-board charger	AC 2-phase	7.2kW	
EV Range		39 miles	
PERFORMANCE			
Maximum power output	ps (KW)	327 (241)	
	Electric Motor	100kW	
Max. torque (Nm)		500	
Acceleration (0-62 mph in seconds)		5.8	
Top speed (mph)		124	
FUEL ECONOMY AND CO ₂ EMISSIONS ⁴⁾			
WLTP fuel consumption mpg (l/100km)		188 (1.5)	
WLTP CO ₂ emissions (g/km)	Combined	33	
EC emission level		Euro Stage6d	
Recommended fuel		Unleaded 95 RON	
Fuel tank capacity (litres)		50	
Battery Capacity		17.8kW	
WEIGHTS			
Minimum Kerb weight (kg) excl. driver (18" /20" alloy wheels)		1,980 / 1,995	
Maximum Kerb weight (kg) excl. driver (18" / 20" alloy wheels)		2,058 / 2,072	
Maximum Kerb weight (kg) incl. driver (75kg) (18" / 20" alloy wheels)		2,133 / 2,147	
Permitted gross vehicle weight (kg)	Total	2,667	
Towing limit (kg):		2,500	

⁴⁾ Figures shown are for comparability purposes; only compare fuel consumption and CO₂ figures with other cars tested to the same technical procedures. These figures may not reflect real life driving results, which will depend upon a number of factors including the accessories fitted (post-registration), variations in weather, driving styles and vehicle load. All figures quoted are derived from the latest WLTP test cycle.

All figures are subject to final homologation.

ELECTRIC TECHNOLOGY

In order to achieve better environmental performance without compromising on the intuitive driving you come to expect from a Mazda, we developed our first Plug-in Hybrid vehicle, the Mazda CX-60. This e-Skyactiv PHEV SUV is the most powerful car Mazda has produced. It is equipped with a 100kW electric motor and a 355V, 17.8kWh high capacity lithium-ion battery and has a pure electric driving range of up to 39miles*.



CHARGING OVERVIEW - What you need to know...

- The Mazda CX-60 is compatible with the most common charging connectors (Type 2) for both at-home and out-of-home charging, via AC.
- Charging cables and power sockets are completely waterproof so can be used at any time to charge your Mazda CX-60.
- The sockets lock into the car, meaning it is secure and safe to leave unattended.
- A Type 2 Mode 2 cable for AC charging via a UK 3-pin plug and a Type 2 Mode 3 cable for AC charging via home or public charge points are both included with the car.
- Maximum charge of 7.2kW taking approximately 4 hours to charge from 0-100%.

SKYACTIV-VEHICLE DYNAMICS: TRANSMISSIONS, CHASSIS AND DYNAMICS

TRANSMISSIONS

The Mazda CX-60 features an eight-speed automatic transmission. This means that with a wider gear range the car can achieve an optimal balance of driving and environmental performance.

With the aim of giving shape to our Jinba Ittai philosophy, the new 8-speed automatic transmission was developed without a torque converter which is standard in the current Mazda six-speed automatic. As it is a multi-speed transmission the system is smooth and responsive and has a manual-like feel due to switching out the torque converter for a clutch.



SKYACTIV-CHASSIS

Providing a lightweight chassis that delivers driving pleasure and comfort, leading to that pure 'Jinba-ittai' oneness between car and driver. The perfectly fine tuned chassis provides our famed driving experience of agility at low and medium speeds, and stability at motorway speeds for both driving pleasure and comfort.



DYNAMICS

In order to offer a driving experience that makes it possible for drivers to control a more powerful car and enjoy an exciting driving feel, the Mazda CX-60 uses Skyactiv Multi-Solution Scalable Architecture, our new vehicle architecture technology that's compatible with a longitudinal engine and rear-wheel-drive layout. Skyactiv Multi-Solution Scalable Architecture features numerous enhancements that improve Jinba-Ittai drive, such as rigidity that ensures drivers can feel vehicle response without lag, seats that make it even easier for everyone in the car to maintain balance while the car is moving, and suspension that stabilizes vehicle posture while driving. As a result, the Mazda CX-60 makes it possible for drivers to enjoy a truly great drive.



ADVANCED SAFETY TECHNOLOGY

DRIVER MONITORING WITH PERSONAL IDENTIFICATION (DM)

Detects sleepiness or inattention by monitoring changes in expression or movement of the driver's line of sight. A camera and infrared LED monitor the driver's condition both day and night. If the system determines that the driver has fallen asleep or is inattentive, it sounds an alert to make the driver aware while also preparing for automatic braking to help prepare for a potential incident.

(Optional as part of Comfort Pack on Exclusive-Line, standard on Homura & Takumi)



COLOUR ACTIVE DRIVING DISPLAY (HEADS-UP DISPLAY)

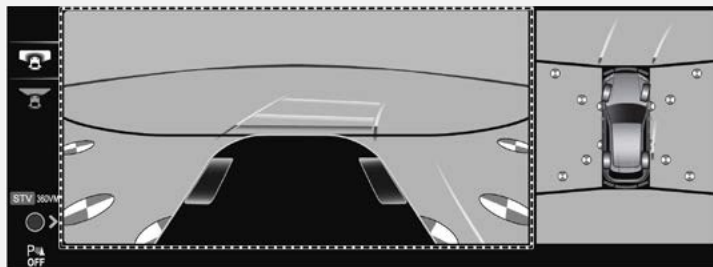
The system includes Traffic Sign Recognition and projects full-colour information directly onto the windscreen within the driver's line of sight. The displayed information includes navigation, turn-by-turn direction, speed limit information, vehicle status including current speed and advanced safety equipment status.

(Standard across the range)

DRIVER PERSONALISATION SYSTEM

The Driver Personalisation System recognises the driver using the camera inside the vehicle and automatically restores various driver settings that have been stored. This includes a function that automatically adjusts the driver's seat, Active Driving Display, outer mirror angle and steering wheel position based on driver's physique. The system will also move the seat and the steering wheel so that the driver can easily enter and exit the vehicle.

(Optional as part of Comfort Pack on Exclusive-Line (excludes steering wheel function), standard on Homura & Takumi)

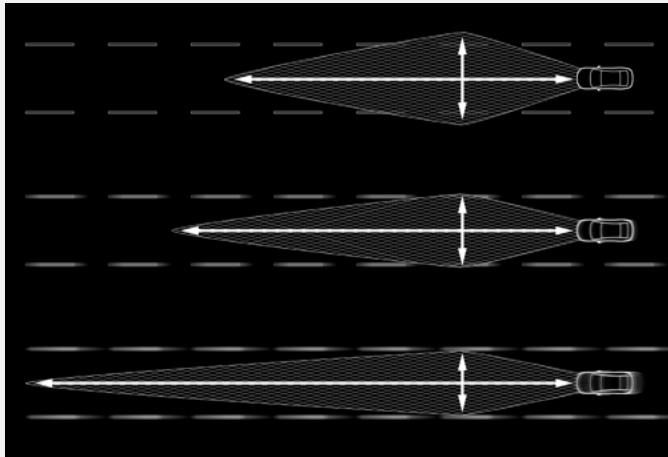


360° VIEW MONITOR WITH SEE-THROUGH VIEW

Displays a 360° image using front, side and rear cameras with guide lines to assist in checking the area at the front, rear and sides of the vehicle when driving forward, parking or stopping. See-Through View provides a display of the front or rear of the vehicle as though it was transparent.

(Optional as part of Convenience Pack on Exclusive-Line, Homura & Takumi)

ADVANCED SAFETY TECHNOLOGY



ADAPTIVE LED HEADLIGHTS (ALH)

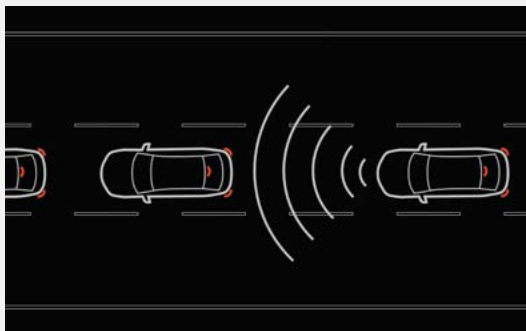
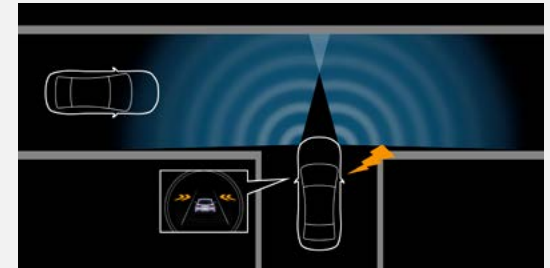
Mazda's Adaptive LED Headlights (ALH) provide the ultimate in headlight technology, lighting up the road ahead as if it were daytime and allowing anybody to enjoy safe and stress-free driving at any time of day. The system increases visibility at night to help drivers stay vigilant by combining four technologies: Wide-range Low Beams which light up a wider area at low speeds, Marking light which brightly illuminates pedestrians that may collide with the vehicle, Highway mode which helps you see further when travelling at speed, and Glare-free High Beams which automatically dim part of the illuminated area to avoid dazzling other drivers.

(Optional on all grades as part of the Driver Assistance pack)

FRONT CROSS TRAFFIC ALERT (FCTA)

Mazda's newly developed system detects other vehicles approaching from blind spots at the front right or left of the vehicle and alerts the driver of their presence. This helps prevent a common cause of accidents, when cars enter a T-junction with a partially obscured view.

(Optional on all grades as part of the Driver Assistance pack)

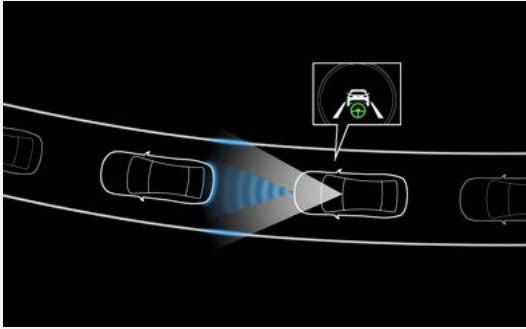


MAZDA RADAR CRUISE CONTROL (MRCC)

To activate, the driver sets a maximum speed (just as with cruise control) and size of the gap to maintain. The radar watches for traffic ahead and once the system senses a vehicle in front, the car will slow down and speed up automatically maintaining the drivers pre-set distance. The system also features 'Stop & Go' function, meaning the vehicle will automatically accelerate and brake in start/stop traffic with minimal input from the driver.

(Optional on all grades as part of the Driver Assistance pack)

ADVANCED SAFETY TECHNOLOGY



CRUISING & TRAFFIC SUPPORT (CTS)

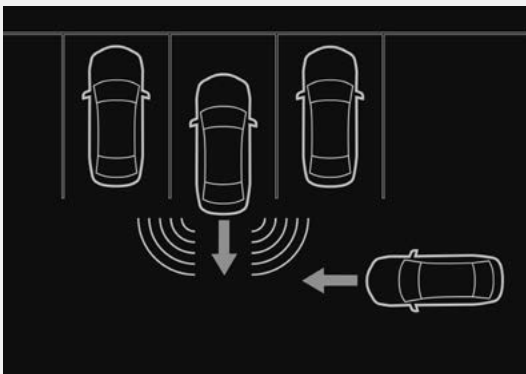
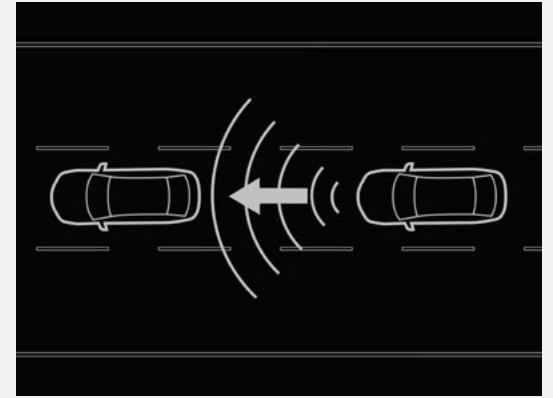
Automatically operates acceleration and braking to maintain a proper trailing distance between your Mazda and the vehicle ahead. In addition, it assists with steering operations to keep the car within its lane. CTS contributes to reducing driver fatigue, as well as supporting a safer, more reassuring and more comfortable driving experience. (Optional on all grades as part of the Driver Assistance pack)

SMART BRAKE SUPPORT – FRONT (SBS) WITH TURN-ACROSS TRAFFIC

SBS alerts the driver of a possible collision using the warning indications in the display and a warning sound if the front radar sensor and Forward Sensing Camera (FSC) determine that there is the possibility of a collision with a vehicle ahead, pedestrian, or a bicycle. Furthermore, if a collision is unavoidable, the automatic brake control is performed to reduce damage in the event of a collision. In addition, when the driver depresses the brake pedal, the brakes are applied firmly and quickly to assist.

The Turn-Across Traffic function is designed to assist the driver in avoiding a collision (or reducing the impact) with a vehicle approaching in the opposite direction when making a turn at an intersection.

(Standard across the range)



SMART BRAKE SUPPORT – REAR (SBS-R)

Reduces damage in the event of a collision by operating the brake control when the system's sensors detect an obstruction at the rear.

SMART BRAKE SUPPORT – REAR CROSSING (SBS-RC)

Assists in avoiding collisions and reducing damage in the event of a collision by applying the brakes if there is the possibility of collision with a vehicle approaching from the rear while you are reversing out of a parking space.

(Optional on all grades as part of the Driver Assistance pack)

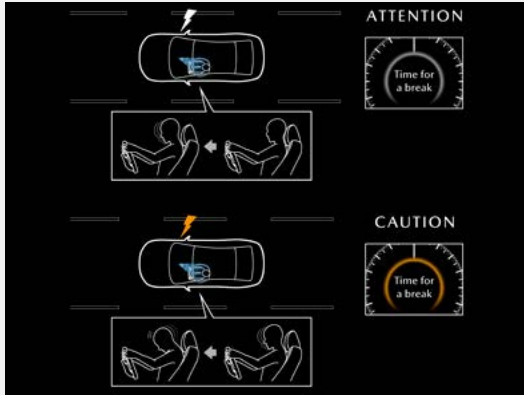
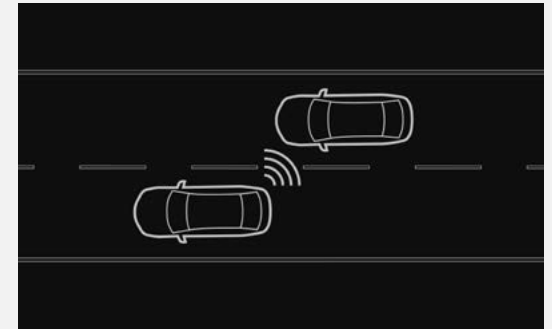
ADVANCED SAFETY TECHNOLOGY

BLIND SPOT MONITORING (BSM) WITH REAR CROSS TRAFFIC ALERT (RCTA)

BSM uses radars mounted in the rear bumper to detect vehicles approaching from behind and in the adjacent lane. It alerts the driver to the presence of vehicles in the blind spot on either side by displaying an icon in the appropriate door mirror. If the driver indicates to change lanes with a vehicle in the blind spot, the icon flashes and a warning beep is sounded.

RCTA is designed to help you make sure it's safe to start backing up. The system uses the same radars and indicators as BSM to watch for vehicles coming from both sides and alerts the driver when they come near.

(Standard across the range)



DRIVER ATTENTION ALERT (DAA)

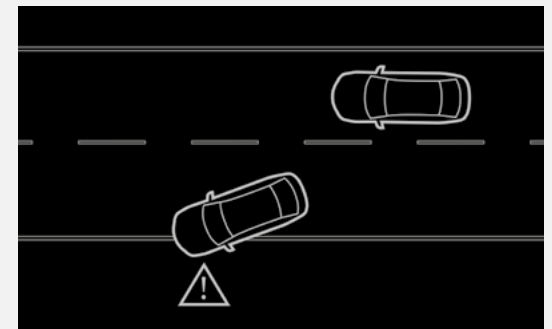
Designed to reduce accidents caused by inattentiveness due to driver fatigue. The system comes into play at speeds above 41mph and begins to “learn” the driver’s habits, watching inputs and the vehicle’s movements in the early stages before fatigue is a factor. Later, if the system detects changes in vehicle behaviour that suggest the driver may be losing concentration, it will suggest a rest stop by sounding a chime and displaying a warning in the Multi-Information Display.

(Standard across the range)

LANE-KEEP ASSIST SYSTEM (LAS) WITH LANE DEPARTURE WARNING SYSTEM (LDWS)

Designed to prevent your vehicle from inadvertently straying from its lane. A front view camera monitors the road ahead and calculates the car's position relative to the lane markings. If the system detects the vehicle is moving out of its lane unintentionally, the steering wheel will vibrate and an audible alert will sound. The system will also take corrective action to help you stay within the lanes through assisted steering.

(Standard across the range)



MAZDA SERVICES

MAZDA SERVICE PLANS

MODEL	ENGINE	PRICE
Mazda CX-60	e-SKYACTIV PHEV	£TBC

Take the hassle out of servicing your car by opting for a Mazda Service Plan from your Mazda dealer. For a one off payment or manageable monthly sum, your annual Mazda servicing can be covered for up to 3 years. Contact your Mazda dealer for more information on the options available. At participating dealers only.

The maximum service interval for your Mazda is 12,500 miles or 12 months whichever occurs first, however, the servicing intervals may reduce based on the style of driving and the conditions under which your vehicle is operated.



Mazda Service Plans cover parts, labour & fluids at the prevailing VAT rate for the first three scheduled services. You have the choice of paying for your Mazda Service Plan with a one-off payment, or by monthly Direct Debit payments over the duration of the Plan. Please contact your Mazda Authorised Dealer for more information. The servicing for Mazda Service Plans can only be carried out at a Mazda Authorised Dealer. At participating Dealers only and plan must be activated prior to the vehicle's first service.

VEHICLE TAX RATES Tax year 2022-23

CO ₂ EMISSIONS FIGURE (G/KM)	PETROL & RDE2 DIESEL - FIRST YEAR RATE	ALTERNATIVE FUEL CARS - FIRST YEAR RATE	STANDARD RATE (12 months)	
			PETROL/DIESEL CARS	ALTERNATIVE FUEL CARS
0	£0	£0	£165	£155
1-50	£10	£0	£165	£155
51-75	£25	£15	£165	£155
76-90	£120	£110	£165	£155
91-100	£150	£140	£165	£155
101-110	£170	£160	£165	£155
111-130	£190	£180	£165	£155
131-150	£230	£220	£165	£155
151-170	£585	£575	£165	£155
171-190	£945	£935	£165	£155
191-225	£1,420	£1,410	£165	£155
226-255	£2,015	£2,005	£165	£155
Over 255	£2,365	£2,355	£165	£155

First-year rate is paid when first registering a vehicle and is for the first 12 months Vehicle Excise Duty. After the first 12 months, the standard rate applicable at that time is payable. Vehicles with a list price >£40k will be subject to a premium of £355 over the Standard Rate for 5 years. This does not apply to zero-emission vehicles.

MAZDA FINANCIAL SERVICES

Mazda Financial Services offers a variety of finance and insurance products to suit the needs of both private and business customers. With our wide range of plans and services, no-one is more committed to delivering complete motoring confidence and total peace of mind than Mazda and Mazda Financial Services.

MAZDA INSURANCE

When you buy your new Mazda from a Mazda franchised dealer, we'll give you free comprehensive Driveaway Insurance so you can get on the road there and then. Upgrade to our annual cover and benefit from our Mazda Accident Repair Promise all year round. In the event of an accident, unlike most other insurers, we guarantee to repair your Mazda at a Mazda Approved Bodyshop using only Mazda Genuine Parts. This helps to protect your Mazda's safety rating, resale value and manufacturer warranty. Plus, you'll also get windscreen damage cover, EU cover and a complimentary courtesy car. We'll even pay your cancellation fee if you're insured elsewhere*. Eligibility criteria, terms and conditions apply.

Ask your dealer or call Mazda Insurance on 0330 102 7995.

Get a quote online at www.mazdacarinsurance.co.uk

Mazda Insurance is arranged and administered by Verex Insurance Services Ltd which arranges policies from a panel of insurers.

*Offer not available online. Offer conditions apply.

MAZDA EXCESS RETURN VOUCHER

When you apply for Free Driveaway Insurance for your new Mazda, you'll also receive a free 1-year Excess Return voucher which pays back up to £250 of your insurance excess cost, regardless of who you're insured with, if you use our Call Mazda First service. If you have a Mazda Excess Return voucher and need to make an insurance claim, simply Call Mazda First before your insurer on 0800 015 0367.

FREE MAZDA ACCIDENT AFTERCARE

In the event of an accident, Call Mazda First 0800 015 0367 before your insurer for free 24-hour Accident AfterCare and to redeem your £250 Excess Return voucher.

Our dedicated case handlers will liaise with your insurer and arrange Mazda Genuine Parts and repairs at a Mazda Approved Bodyshop, keeping your Mazda 100% Mazda and maintaining your Mazda warranties. We'll also provide accident recovery if your Mazda isn't driveable and a free courtesy car during the repair. Terms and conditions apply.

Save 0800 015 0367 to your mobile phone.

TAX FREE – DIPLOMATIC AND MILITARY SALES

For further information contact your Mazda dealer or contact Mazda on 03457 48 48 48.

MOTABILITY

For all Motability enquiries please contact your Mazda dealer or contact Mazda on 03457 48 48 48.

This price list, dated 1 May 2022, supersedes all previous price lists. It includes changes to Vehicle Excise Duty as confirmed in the October 2018 budget affecting estimated 'On the Road' prices. Final prices shown are estimated 'On the Road' prices and are inclusive of number plates, 12 months' Vehicle Excise Duty and first registration fee. Certain models may be subject to changes in CO₂ emission levels and Vehicle Excise Duty Bands. Due to ongoing updates the specification (including fuel consumption, CO₂ emissions and equipment) of the vehicle you order and receive may be different to that detailed in this guide. Please speak to your dealer for the latest information. Images may not be to UK specification. Finance subject to status. Terms and conditions apply. Applicants must be 18 or over. Guarantee may be required. Mazda Financial Services, RH1 1SR.

DRIVE TOGETHER

Mazda Motors UK reserves the right to introduce changes in specification and equipment due to its ongoing product development. Prices are subject to change without prior notice. Colour and trim samples shown in this digital brochure may vary from the actual colours because of the variations of resolutions and colours found in various screen displays, and if printed, limitations within the printing process. Models shown may not be to UK specification. It is recommended that you consult your Mazda dealer when referring to these. Apple CarPlay®, Android Auto™ and Bose are registered trademarks in the U.S. and other countries. Used with permission. The Bluetooth® word mark and logos are owned by the Bluetooth SIG, Inc. and any use of such marks by Mazda Motor Company is under licence. Other trademarks and trade names are those of their respective owners.

www.mazda.co.uk

Mazda Helpline: 03457 48 48 48

Effective from 1 May 2022