



MAZDA3

PRICES & SPECIFICATIONS



2025 MAZDA3

The Mazda3 celebrates Mazda's award-winning Kodo: Soul of Motion design providing an award-winning exterior design that is proven to turn heads. With an exquisitely crafted interior, driver centric cabin, combined with Mazda's renowned driving experience, the Mazda3 is sure to make an impression that will leave you wanting more after every drive.

With two bodystyles available, perhaps you will choose the Hatchback, which is a powerful expression of both sportiness and beauty. Its dynamic flowing lines and sculpted curves will set your pulse racing.

Or maybe you'd prefer the sleek and refined beauty of the Mazda3 Saloon, which provides classic sophistication with its sleek body contours and elegant road presence.

One thing is for sure, you will be captivated at very first sight.

CRAFTED IN JAPAN

THE LATEST IN TECHNOLOGY & CONVENIENCE

MAZDA CONNECT WITH AMAZON ALEXA

The latest in-car infotainment

Mazda Connect allows for seamless connectivity between you and your Mazda. Information is displayed on a beautiful & clear central 10.25" screen which is perfectly positioned at eye level.

Access vehicle information and settings, entertainment options including DAB Radio, connect your smartphone via Bluetooth to make and receive calls, access your contacts, and utilise the European wide Navigation system which comes with 7-years free map updates.

And now the Mazda3 features Amazon Alexa in-car voice control. Simply talk to Alexa to play music, check the weather, set a destination, control the air-conditioning and more, whilst keeping both hands on the wheel.



WIRELESS APPLE CARPLAY® & ANDROID AUTO™

Smarter, safer way to use your smartphone

With Apple CarPlay®, get easy access to Apple Music, Maps, Messages and make phone calls with Siri through the car's Multimedia Commander or voice commands.

Android Auto™ also allows you to access your favourite music and messaging apps, Google Maps and YouTube Music. Google Assistant voice control helps you send and receive messages, make calls, get directions and plan your day while you keep your eyes safely on the road.

THE LATEST IN TECHNOLOGY & CONVENIENCE

BOSE PREMIUM SOUND SYSTEM

Made to move you

Fitted as standard to our Exclusive-Line & Takumi grades, the high performance speakers make you feel like you're at the front row of your favourite concert, making you feel immersed in whatever you're listening to.

The premium sound system includes all of the latest Bose technologies such as CenterPoint, BassMatch and AudioPilot which all contribute to an immersive entertainment experience.



MULTIMEDIA COMMANDER

Easy to use, driver centric, eyes on the road

The Multimedia Commander provides simple and easy access to the Mazda Connect infotainment system. The tactile feel plays to the senses allowing for ease of use whilst on the move, and more importantly, allows you to keep your eyes on the road.

THE FLEXIBILITY TO FIT INTO YOUR LIFE

ACCOMMODATING CARGO SPACE TO FIT YOUR NEEDS

Whether it be for a weekly shop, taking the kids and their equipment to sports practice, or even for a weekend getaway, the Mazda3 allows you to bring everything that you need.

Practicality is further enhanced with a 60:40 split rear bench to accommodate those larger items.



PRIME-LINE (Hatchback)

from £24,460




Mazda3 Prime-Line in Soul Red Crystal



16" Silver alloy wheels



Premium Dark Grey cloth seat trim



Windscreen projected colour Active Driving Display (head-up display)



Wireless Apple CarPlay® & Android Auto™

STANDARD FEATURES

EXTERIOR

- 16" Silver alloy wheels
- Electrically adjustable, heated, auto power-folding door mirrors
- Rear parking sensors
- Reversing camera
- LED headlights with auto levelling
- Coming home/leaving home lights
- Dusk-sensing headlights
- High Beam Control
- Front grille in gloss black with dark metallic finish Signature Wing (Hatchback)
- Gloss Black rear roof spoiler (Hatchback)
- B-Pillar garnish in Satin black

INTERIOR

- Premium Dark Grey cloth seat trim
- Electronic Parking Brake with auto-hold and auto-disengage function
- Colour 7" TFT instrument cluster display (provides speed, traffic signs and Mazda Radar Cruise Control information)
- Leather-wrapped steering wheel with telescopic and tilt adjustment
- Leather-wrapped gear shift
- Seats (front)
 - Driver seat manual tilt, slide, recline and height adjustment
 - Passenger seat manual slide, recline and height adjustment
- Seats (rear)
 - 60:40 split fold down rear seats
 - Folding centre armrest equipped w/2 cup holders

COMFORT & CONVENIENCE

- Air-conditioning
- Front and rear electric windows
- Mazda Radar Cruise Control
- Adjustable Speed Limiter with Intelligent Speed Assist
- Windscreen projected colour Active Driving Display (head-up display) with Traffic Sign Recognition
- Ignition start/stop button

INFOTAINMENT

- AM / FM / DAB radio, with 6 speakers and 2 x USB-C inputs
- Amazon Alexa In-Car Voice Assistant
- Wireless Apple CarPlay® & Android Auto™
- Connected Services*
- Integrated Bluetooth®
- Mazda Connect multimedia system with 10.25" Colour centre display and Multimedia Commander
- Mazda Hybrid Navigation System with European mapping and 7-years free map updates
- Steering wheel mounted audio and Bluetooth® controls

SAFETY AND SECURITY

- Remote control central locking (keyless entry)
- Blind Spot Monitoring with Rear Cross Traffic Alert
- Lane-keep Assist System with Lane-Departure Warning System
- Smart Brake Support - Front
- Driver Attention Alert
- Thatcham accredited Alarm and Immobiliser
- Advanced e-Call with GPS
- G-Vectoring Control Plus
- Anti-lock braking system
- Dynamic Stability Control
- Emergency Stop Signalling
- Emergency tyre repair kit
- Hill Launch Assist
- ISOFIX child seat anchorage; attached to outer rear seats
- Tyre Pressure Monitoring System
- Traffic Sign Recognition

*Connected Services is a subscription service and requires a compatible mobile device to download and sign-up to the MyMazda App. A 7-year complimentary period is included and commences from the date of first registration of the vehicle. Please contact your dealer or visit www.mazda.co.uk/my-mazda for further information. ^Leather refers to centre seat facing and side supports. Pricing and specification are subject to change. Please speak with your local dealer for latest pricing information.

CENTRE-LINE (Hatchback)

from £25,560



Mazda3 Centre-Line in Platinum Quartz

STANDARD FEATURES - in addition to Prime-Line, Centre-Line adds:

EXTERIOR

- Auto-dimming driver door mirror
- Front and rear parking sensors
- Front rain-sensing wipers

INTERIOR

- Auto-dimming rear-view mirror
- Seats (front)
 - Heated with 3-stage setting



Qi Wireless Charging



Front and rear parking sensors



Auto-dimming rear-view mirror



Dual-zone climate control air-conditioning

SAFETY & SECURITY

- Smart keyless entry

COMFORT & CONVENIENCE

- Dual-zone climate control air-conditioning

INFOTAINMENT

- AM/FM/DAB Radio with 8 speakers
- Qi Wireless Charging

HOMURA (Hatchback)

from £26,060



Mazda3 Homura in Polymetal Grey

STANDARD FEATURES - in addition to Prime-Line, Homura adds:

EXTERIOR

- 18" Black alloy wheels
- Gloss Black door mirrors
- Front and rear parking sensors
- Front rain-sensing wipers
- Power tilt & slide sunroof (e-Skyactiv X models only)
- B-Pillar garnish in Gloss black

INTERIOR

- Premium Black cloth seats with Red stitching
- Auto-dimming rear-view mirror
- Seats (front)
 - Heated with 3-stage setting



18" Black alloy wheels



Premium Black cloth seat trim with red stitching



Power tilt & slide sunroof (e-Skyactiv X models only)



Gloss Black door mirror covers

SAFETY & SECURITY

- Smart keyless entry

COMFORT & CONVENIENCE

- Dual-zone climate control air-conditioning

INFOTAINMENT

- AM/FM/DAB Radio with 8 speakers
- Qi Wireless Charging

EXCLUSIVE-LINE (Hatchback & Saloon)

from £27,260



Mazda3 Exclusive-Line in Machine Grey



Adaptive LED Headlights



Signature LED rear combination lights (Saloon)



Privacy glass



Bose speakers

STANDARD FEATURES - in addition to Centre-Line, Exclusive-Line adds:

EXTERIOR

- 18" Black alloy wheels - e-Skyactiv X Hatchback
- 18" Grey alloy wheels - e-Skyactiv G Hatchback
- 18" Bright alloy wheels - e-Skyactiv X Saloon
- Adaptive LED Headlights
- Front and rear Signature LED lighting
- Rear privacy glass
- Power tilt & slide sunroof (e-Skyactiv X models only)
- B-Pillar garnish in Gloss black
- Front grille in Gloss Black with dark metallic finish Signature Wing (Hatchback)
- Front grille in Gloss Black with Bright finish Signature Wing (Saloon)

INTERIOR

- Frameless auto-dimming rear-view mirror
- Steering wheel bright finish centre bezel
- Bright finish stop/start button surround
- Bright finish glove box handle

COMFORT & CONVENIENCE

- Paddle shift (Automatic transmission)

INFOTAINMENT

- 12-speaker Bose surround-sound system featuring Bose Centerpoint signal processing, Bassmatch and AudioPilot noise compensation technology

TAKUMI (Hatchback)

from £29,660



Mazda3 Takumi in Ceramic White

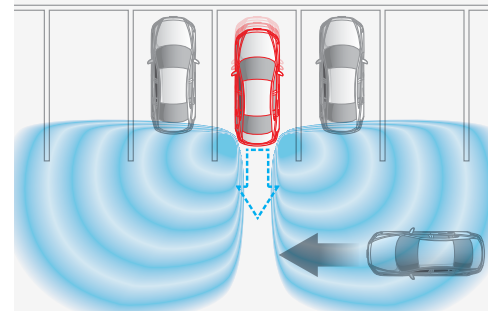
STANDARD FEATURES - in addition to Exclusive-Line, Takumi adds:

EXTERIOR

- Door mirrors with memory and selectable tilt-down function when in reverse
- Front wiper de-icer

INTERIOR

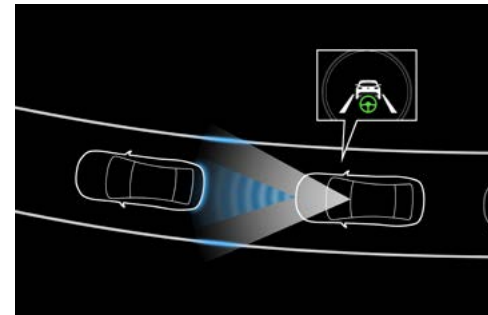
- Black leather seat trim[^]
- Seats (front)
 - Driver seat electric tilt, slide, recline, height and lumbar adjustment
 - Memory linked to driver door mirror and Active Driving Display (HUD)



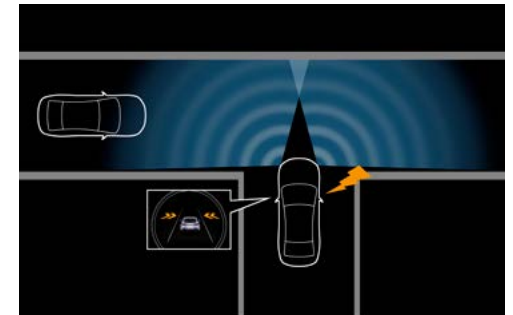
Smart Brake Support - Rear Crossing (SBS-RC)



Black Leather seat trim



Cruising & Traffic Support



Front Cross Traffic Alert

COMFORT & CONVENIENCE

- Heated Steering Wheel

SAFETY AND SECURITY

- 360° View Monitor
- Driver Monitoring
- Cruising & Traffic Support with Traffic Jam Assist
- Smart Brake Support - Rear Crossing (SBS-RC)
- Smart Brake Support - Rear (SBS-R)
- Front Cross Traffic Alert

[^]Leather refers to centre seat facing and side supports. Pricing and specification are subject to change. Please speak with your local dealer for latest pricing information.

PRICING

			P11D VALUE	FIRST YEAR VED & DVLA FIRST REG FEE*	RECOMMENDED 'ON THE ROAD' RETAIL†	CO ₂ EMISSIONS COMBINED (g/km)~	BIK TAX (%)^	2024/25 MONTHLY TAX LIABILITY 20%/40%	INSURANCE GROUP
e-Skyactiv G Hatchback									
Mazda3 140ps Prime-Line	£20,112.50	£4,022.50	£24,135	£325	£24,460	133	31%	£125/£249	18E
Mazda3 140ps Centre-Line	£21,029.17	£4,205.83	£25,235	£325	£25,560	133	31%	£130/£261	18E
Mazda3 140ps Homura	£21,445.83	£4,289.17	£25,735	£325	£26,060	135	32%	£137/£275	18E
Mazda3 140ps Homura Auto	£22,733.33	£4,546.67	£27,280	£325	£27,605	141	33%	£150/£300	17E
Mazda3 140ps Exclusive-Line	£22,445.83	£4,489.17	£26,935	£325	£27,260	135	32%	£144/£287	19E
Mazda3 140ps Exclusive-Line Auto	£23,733.33	£4,746.67	£28,480	£325	£28,805	141	33%	£157/£313	18E
Mazda3 140ps Takumi	£24,445.83	£4,889.17	£29,335	£325	£29,660	135	32%	£156/£313	19E
Mazda3 140ps Takumi Auto	£25,733.33	£5,146.67	£30,880	£325	£31,205	141	33%	£170/£340	19E
e-Skyactiv X Hatchback									
Mazda3 186ps Centre-Line	£22,650.00	£4,530.00	£27,180	£275	£27,455	123	29%	£131/£263	22E
Mazda3 186ps Homura	£23,483.33	£4,696.67	£28,180	£275	£28,455	126	30%	£141/£282	22E
Mazda3 186ps Homura Auto	£24,733.33	£4,946.67	£29,680	£325	£30,005	138	32%	£158/£317	21E
Mazda3 186ps Exclusive-Line	£24,566.67	£4,913.33	£29,480	£275	£29,755	126	30%	£147/£295	23E
Mazda3 186ps Exclusive-Line Auto	£25,816.67	£5,163.33	£30,980	£325	£31,305	138	32%	£165/£330	22E
Mazda3 186ps Takumi	£26,566.67	£5,313.33	£31,880	£275	£32,155	126	30%	£159/£319	24E
Mazda3 186ps Takumi Auto	£27,816.67	£5,563.33	£33,380	£325	£33,705	138	32%	£178/£356	23E
e-Skyactiv X Saloon									
Mazda3 Saloon 186ps Exclusive-Line	£24,566.67	£4,913.33	£29,480	£275	£29,755	123	29%	£142/£285	23E
Mazda3 Saloon 186ps Exclusive-Line Auto	£25,816.67	£5,163.33	£30,980	£325	£31,305	135	32%	£165/£330	22E

* First year rate Vehicle Excise Duty as of 1 April 2024, includes £55 DVLA first registration fee.
^ BIK effective from 6 April 2024.
~Figures shown are for comparability purposes; only compare fuel consumption and CO₂ figures with other cars tested to the same technical procedures. These figures may not reflect real life driving results, which will depend upon a number of factors including the accessories fitted (post-registration), variations in weather, driving styles and vehicle load. All figures quoted are derived from the latest WLTP test cycle.

PAINT FINISH OPTIONS



ARCTIC WHITE | £0



SNOWFLAKE WHITE | £600



PLATINUM QUARTZ | £600



ZIRCON SAND | £600



POLYMETAL GREY | £600



CERAMIC WHITE | £600



DEEP CRYSTAL BLUE | £600



JET BLACK | £600



MACHINE GREY | £700



SOUL RED CRYSTAL | £850

Use our car configurator to find
the perfect MAZDA3 for you.



BUILD YOUR MAZDA3

Mazda Motors UK reserves the right to introduce changes in pricing, specification and equipment due to its ongoing product development. Colour and trim samples shown in this digital brochure may vary from the actual colours because of the variations of resolutions and colours found in various screen displays, and if printed, limitations within the printing process. Models shown may not be to UK specification. It is recommended that you consult your Mazda dealer when referring to these.

MAZDA3 INTERIOR TRIMS



Premium Dark Grey cloth seat trim
(PRIME-LINE, CENTRE-LINE, EXCLUSIVE-LINE)



Premium Black cloth with Red stitching
(HOMURA)



Black leather seat trim[^]
(TAKUMI)

MAZDA3 ALLOY WHEELS



16" Silver alloy wheels
PRIME-LINE & CENTRE-LINE



18" Grey alloy wheels
EXCLUSIVE-LINE, TAKUMI
(e-SKYACTIV G HATCHBACK)



18" Black alloy wheels
HOMURA
(e-SKYACTIV G & e-SKYACTIV X)
EXCLUSIVE-LINE & TAKUMI
(e-SKYACTIV X HATCHBACK)



18" Bright alloy wheels
EXCLUSIVE-LINE
(e-SKYACTIV X SALOON)

[^]Leather refers to centre seat facing and side supports.

OPTIONS & ACCESSORIES



BLACK FRONT AIRDAM SKIRT*

(Hatchback only)

£473.62



BLACK REAR AIRDAM SKIRT*

(Hatchback only, not compatible with tow bar)

£563.26



STAINLESS STEEL REAR BUMPER PROTECTION PLATE

(Hatchback & Saloon)

£137.93



BLACK DOOR MIRROR COVER

(Hatchback & Saloon)

£138.84



BLACK REAR ROOF SPOILER

(Hatchback only)

£474.86

*Available on e-Skyactiv G models only.

Options & Accessories: A small selection of our range of accessories are shown within this Price and Specification guide. For more information on the entire range of accessories we retail, please visit www.mazda.co.uk/configurator, select your vehicle and visit the 'Options & Accessories' section. The price shown is a non-binding recommendation of Mazda Motors UK, is subject to change and may not include extras such as painting. Alloy wheel prices do not include tyres. Accessory fitment costs may differ between Mazda dealers. For further information about Mazda Genuine Accessories and latest pricing including any fitment cost differences please contact your local Mazda dealer.

OPTIONS & ACCESSORIES



DETACHABLE TOW BAR WITH 13 PIN WIRING HARNESS

Hatchback **£810.38**

Saloon **£825.26**



BOOT ORGANISER BOX

(Hatchback & Saloon)

£78.42



BOOT LINER

Hatchback **£79.01**

Saloon **£78.00**



ILLUMINATED SCUFF PLATES

(Hatchback & Saloon)

£306.12



LUXURY FLOOR MATS

(Hatchback & Saloon)

£84.00



ROOF RACK (INCLUDING ROOF MOULDINGS)

Hatchback **£250.66**

Saloon **£284.16**

Options & Accessories: A small selection of our range of accessories are shown within this Price and Specification guide. For more information on the entire range of accessories we retail, please visit www.mazda.co.uk/configurator, select your vehicle and visit the 'Options & Accessories' section. The price shown is a non-binding recommendation of Mazda Motors UK, is subject to change and may not include extras such as painting. Alloy wheel prices do not include tyres. Accessory fitment costs may differ between Mazda dealers. For further information about Mazda Genuine Accessories and latest pricing including any fitment cost differences please contact your local Mazda dealer.

EQUIPMENT

		PRIME-LINE	CENTRE-LINE	HOMURA	EXCLUSIVE-LINE	TAKUMI
EXTERIOR						
B-Pillar garnish:	Satin Black	●	●	-	-	-
	Gloss Black	-	-	●	●	●
Bumpers:	Front body coloured with black lower bezel (Hatchback only)	●	●	●	●	●
	Front body coloured with bright finish lower bezel accents (Saloon only)	-	-	-	●	-
	Rear colour coded with Gloss Black lower moulding (Hatchback only)	●	●	●	●	●
	Fully rear colour coded (Saloon only)	-	-	-	●	-
Door mirrors:	Body coloured electrically-adjustable, heated, auto power- folding door mirrors	●	●	-	●	●
	Gloss Black electrically-adjustable, heated, auto power- folding door mirrors	-	-	●	-	-
	With auto-dimming (Drivers mirror only)	-	●	-	●	●
	With adjustable memory and tilt-down function when in reverse	-	-	-	-	●
Front Grille:	Bright finish Signature wing (Saloon only)	-	-	-	●	-
	Dark metallic finish Signature wing (Hatchback only)	●	●	●	●	●
	Gloss Black finish grille	●	●	●	●	●
Headlights:	Coming home / leaving home lights	●	●	●	●	●
	Dusk-sensing headlights	●	●	●	●	●
	High Beam Control (HBC)	●	●	●	-	-
	Adaptive LED Headlights (ALH)	-	-	-	●	●
	LED, with auto headlight levelling	●	●	●	●	●
	Signature LED daytime running lights	-	-	-	●	●
Kodo Turn Signal - distinctive light signature that starts at full power and then fades in sequential pulses.		●	●	●	●	●
Parking aids:	Reversing camera	●	●	●	●	-
	360° View Monitor	-	-	-	-	●
Parking sensors (audible and visual warning):	Rear	●	-	-	-	-
	Front and Rear	-	●	●	●	●
Privacy glass:	Rear side and rear windows	-	-	●	●	●
Rear lights:	LED rear combination lights	●	●	●	-	-
	Signature LED rear combination lights	-	-	-	●	●
Rear roof spoiler:	Gloss Black (Hatchback only)	●	●	●	●	●
Sunroof:	Power tilt and slide (e-Skyactiv X models only)	-	-	●	●	●
Tailpipes:	Dual - Bright finish tip	●	●	●	●	●
Wheels & tyres:	16" Silver alloy wheels with 205/60 R16 tyres	●	●	-	-	-
	18" Grey alloy wheels with 215/45 R18 tyres (e-Skyactiv G Hatchback models only)	-	-	-	●	●
	18" Black alloy wheels with 215/45 R18 tyres (Homura & e-Skyactiv X Hatchback models only)	-	-	●	●	●
	18" Bright alloy wheels with 215/45 R18 tyres (e-Skyactiv X Saloon models only)	-	-	-	●	-
Wipers:	Front, rain-sensing	-	●	●	●	●
	Rear (Hatchback only)	●	●	●	●	●
	Front Wiper De-icer - Hot wires located along the drivers side A-pillar and the wiper finishing positions	-	-	-	-	●

● = Standard equipment, - = Not available.

EQUIPMENT

		PRIME-LINE	CENTRE-LINE	HOMURA	EXCLUSIVE-LINE	TAKUMI
INTERIOR						
12v electrical power outlet:		●	●	●	●	●
Bright interior trim accents:	Steering wheel centre bezel, surround of engine start / stop button and glove box handle	-	-	-	●	●
Door panel trim:	Dark cloth insert	●	●	●	●	-
	Dark vinyl insert	-	-	-	-	●
Electronic Parking Brake with auto-hold and auto-disengage function		●	●	●	●	●
Gear shift:	Leather-wrapped	●	●	●	●	●
Grab handles:	Driver, front passenger and two rear, with coat hooks	●	●	●	●	●
Instrument cluster:	Trip computer	●	●	●	●	●
	Colour 7" TFT display (provides speed, traffic signs and Mazda Radar Cruise Control information)	●	●	●	●	●
Interior colouration (Dashboard, doorcards and front centre armrest):	Black with dark stitching	●	●	-	●	●
	Black with red stitching	-	-	●	-	-
Interior mirror:	Auto-dimming rear-view mirror	-	●	●	-	-
	Frameless auto-dimming rear-view mirror	-	-	-	●	●
Interior trim:	Premium Dark Grey cloth seat trim	●	●	-	●	-
	Premium Black cloth seat trim with Red stitching	-	-	●	-	-
	Black Leather seat trim*	-	-	-	-	●
Roof headlining:	Dark (ceiling and pillars) (Hatchback only)	●	●	●	●	●
	Light (ceiling and pillars) (Saloon only)	-	-	-	●	-
Seats (Front):	Driver's seat, manual slide, recline, height and seat tilt adjustment	●	●	●	●	-
	Driver seat power slide, recline, height, seat tilt and lumbar adjustment with head-up display and driver door mirror memory	-	-	-	-	●
	Front passenger's seat manual slide, recline and height adjustment	●	●	●	●	●
	Heated with 3-stage setting	-	●	●	●	●
Seats (Rear):	3 x height-adjustable head restraints	●	●	●	●	●
	60:40 split fold down rear seats	●	●	●	●	●
	Folding centre armrest equipped with two cup holders	●	●	●	●	●
Steering wheel:	Heated	-	-	-	-	●
	Leather-wrapped	●	●	●	●	●
	Paddle shift for automatic transmission	-	-	-	●	●
	Telescopic and tilt adjustment	●	●	●	●	●
Storage spaces:	Door pockets (driver, front passenger and two rear)	●	●	●	●	●
	Front centre storage with two cupholders	●	●	●	●	●
	Glovebox with interior illumination	●	●	●	●	●
	Roof mounted sunglasses holder	●	●	●	●	●
	Seatback pocket (located on rear of front passenger seat)	●	●	●	●	●

● = Standard equipment, - = Not available.
*Leather refers to centre seat facing and side supports.

EQUIPMENT

		PRIME-LINE	CENTRE-LINE	HOMURA	EXCLUSIVE-LINE	TAKUMI
INFOTAINMENT						
Wireless Apple CarPlay® & Android Auto™:		●	●	●	●	●
Alexa In-Car Voice Assistant	Amazon Alexa is a cloud-based virtual assistant from Amazon that allows you to play music, create to-do lists, get the latest news or weather information and much more by voice command.	●	●	●	●	●
Car-Finder		●	●	●	●	●
Qi Wireless Charging		-	●	●	●	●
Integrated Bluetooth®:		●	●	●	●	●
Mazda Connect (Multimedia System):	AM / FM / DAB radio, with 6 speakers	●	-	-	-	-
	AM / FM / DAB radio, with 8 speakers	-	●	●	-	-
	AM / FM / DAB radio featuring 12-Speaker Bose surround sound system, with Bose CenterPoint, BassMatch and AudioPilot technology.	-	-	-	●	●
	10.25" Colour centre display	●	●	●	●	●
	Steering wheel-mounted audio and Bluetooth® controls	●	●	●	●	●
Mazda Connected Services ¹⁾ :		●	●	●	●	●
Mazda Hybrid Navigation System:		●	●	●	●	●
Multimedia Commander:	Located between the driver and front passenger, the Multimedia Commander allows easy control of the advanced connectivity and infotainment system, with information displayed on the 10.25" colour screen, includes a separate volume control dial	●	●	●	●	●

● = Standard equipment, - = Not available.

¹⁾ Connected Services is a subscription service and requires a compatible mobile device to download and sign-up to the MyMazda App. A 7-year complimentary period is included and commences from the date of first registration of the vehicle. Please contact your dealer or visit www.mazda.co.uk/my-mazda for further information. Please check with your phone provider for compatability.

		PRIME-LINE	CENTRE-LINE	HOMURA	EXCLUSIVE-LINE	TAKUMI
COMFORT AND CONVENIENCE						
Adaptive Cruise Control - Mazda Radar Cruise Control (MRCC) (Automatic features Stop & Go function)		●	●	●	●	●
Adjustable Speed Limiter with Intelligent Speed Assist		●	●	●	●	●
Air-conditioning:	Manual air-conditioning	●	-	-	-	-
	Dual zone climate-controlled air-conditioning	-	●	●	●	●
Cruising & Traffic Support (CTS):	Where conditions allow, assists driver with accelerator, brake and steering functions when following a vehicle ahead in heavy traffic, helping to reduce driver fatigue.	-	-	-	-	●
Drive selection switch (Automatic only)	When the 'Sport' mode is selected, vehicle's response against accelerator operation is enhanced. This provides additional quick acceleration which may be needed to safely make manoeuvres such as lane changes, merging onto motorways, or passing other vehicles.	-	-	●	●	●
Electric windows:	Front and rear, with one-touch operation	●	●	●	●	●
Engine start / stop button		●	●	●	●	●
G-Vectoring Control Plus (GVC Plus):	Provides better handling and a smoother ride. Aids in emergency avoidance manoeuvres and offers more control in various situations.	●	●	●	●	●
Head-up Display:	Windscreen Projected Colour Active Driving Display (Heads-up Display) Projects full-colour information directly onto the windscreen within the driver's line of sight, including navigation, speed and vehicle status.	●	●	●	●	●
Interior Lighting:	Front & rear with LED illumination	●	●	●	●	●
Luggage compartment:	LED illumination	●	●	●	●	●
Sun visors:	Driver's and front passenger's with covered vanity mirror and driver's ticket holder	●	●	●	●	●

● = Standard equipment, - = Not available.

EQUIPMENT

		PRIME-LINE	CENTRE-LINE	HOMURA	EXCLUSIVE-LINE	TAKUMI
SAFETY AND SECURITY						
Airbags:	Front dual stage driver and single stage front passenger	●	●	●	●	●
	Front side airbags	●	●	●	●	●
	Front and rear curtain airbags	●	●	●	●	●
	Front driver knee airbag	●	●	●	●	●
	Front passenger airbag cut-off switch	●	●	●	●	●
Anti-lock Braking System (ABS)		●	●	●	●	●
Blind Spot Monitoring (BSM) with Rear Cross Traffic Alert (RCTA):	Uses a system of sensors to alert the driver when a vehicle enters a blind spot	●	●	●	●	●
Driver Attention Alert (DAA):	The system monitors driver inputs and the vehicle's movements to sense the early stages of driver fatigue.	●	●	●	●	●
Driver Monitoring (DM):	A camera within the centre display screen monitors the driver's facial movements to detect driver fatigue, encouraging the driver to take a rest where needed.	-	-	-	-	●
Dynamic Stability Control (DSC)		●	●	●	●	●
Advanced e-Call with GPS:	In the case of an accident, either provides a manual or automated message to the emergency services, which includes the vehicle's location. (European locations only).	●	●	●	●	●
Emergency Stop Signalling (ESS)		●	●	●	●	●
Emergency tyre repair kit		●	●	●	●	●
Front Cross Traffic Alert (FCTA):	When pulling out of junctions, FCTA checks for approaching vehicles either side of the front of your vehicle. When an oncoming vehicle is detected, it sounds a warning.	-	-	-	-	●
Hill Launch Assist (HLA):	When moving off on an incline, HLA helps prevent the car from rolling backwards when the driver moves their foot from the brake to the accelerator pedal by maintaining an automatic brake.	●	●	●	●	●
Intelligent Speed Assist (ISA):	A driver operated speed-limiting system that works in conjunction with Traffic Sign Recognition (TSR) to help keep drivers from exceeding the speed limit unintentionally.	●	●	●	●	●
ISOFIX child seat anchorage; attached to outer rear seats		●	●	●	●	●
Lane-keep Assist System (LAS) with Lane Departure Warning System (LDWS):	The system detects the line markings on the road surface, and instantly warns you in case of unintentional lane departure, whilst also assisting to steer the vehicle to keep within its lane.	●	●	●	●	●
Pre-crash safety: Smart Brake Support (SBS):	Front (SBS) - designed to reduce the risk of accidents by helping the driver avoid frontal collisions	●	●	●	●	●
	Rear (SBS-R) - designed to reduce the risk of accidents by helping the driver avoid rear-end collisions	-	-	-	-	●
	Rear Crossing (SBS-RC) - detects vehicles approaching from the rear left and right sides of the vehicle, and the rear of the vehicle while the vehicle is being reversed out of a parking space	-	-	-	-	●
Remote central locking with deadlocking		●	●	●	●	●
Smart keyless entry:	Allows opening and locking of the vehicle without removing the key from your pocket or bag	-	●	●	●	●
Seatbelt reminder audible warning:	Driver, passenger and rear seats	●	●	●	●	●
Thatcham accredited Alarm and Immobiliser		●	●	●	●	●
Traction Control System (TCS)		●	●	●	●	●
Traffic Sign Recognition (TSR)		●	●	●	●	●
Tyre Pressure Monitoring System (TPMS)		●	●	●	●	●

● = Standard equipment, - = Not available.

MAZDA3 HATCHBACK TECHNICAL INFORMATION

	2.5 e-SKYACTIV G Petrol 140ps Manual	2.5 e-SKYACTIV G Petrol 140ps Auto	2.0 e-SKYACTIV X Petrol 186ps Manual	2.0 e-SKYACTIV X Petrol 186ps Auto
Model Availability				
Prime-Line	●	-	-	-
Centre-Line	●	-	●	-
Homura	●	●	●	●
Exclusive-Line	●	●	●	●
Takumi	●	●	●	●

Dimensions		
Overall length / width ¹⁾ / height ²⁾ (mm)		4,460 / 1,795 ¹⁾ (2028) / 1,435 ²⁾
Wheelbase (mm)		2,725
Ground clearance between the axles (mm) - unladen		140
Front track / Rear track (mm)		1570 / 1580
Front headroom ³⁾ / leg room / shoulder room (mm)		965 (952) ³⁾ / 1,075 / 1,414
Rear headroom ³⁾ / leg room / shoulder room (mm)		946 (928) ³⁾ / 891 / 1,356
Cargo volume, acc. to VDA (l):	5-seat mode to belt line including underfloor storage (without Bose / with Bose)	334 / 330
	2-seat mode including underfloor storage (without Bose / with Bose)	1,026 / 1022
Brake Type - Front & Rear		Ventilated / Solid
Brake Dimensions - Front / Rear (mm)		295 / 265

Steering	
Steering gear	Electric Power Assist Steering (Rack and Pinion)
Wall-to-wall turning circle	11.4 metres

¹⁾ Vehicle width excludes mirrors. Figures in brackets includes mirrors.
²⁾ Vehicle height includes driver at 75kg.
³⁾ Figures in brackets are for vehicles fitted with power tilt and slide sunroof.



MAZDA3 HATCHBACK TECHNICAL INFORMATION

		2.5 e-SKYACTIV G Petrol 140ps Manual	2.5 e-SKYACTIV G Petrol 140ps Auto	2.0 e-SKYACTIV X Petrol 186ps Manual	2.0 e-SKYACTIV X Petrol 186ps Auto
Engine					
Displacement (cc)		2488	2488	1998	1998
Bore x Stroke (mm)		89 x 100	89 x 100	83.5 x 91.2	83.5 x 91.2
Valves per cylinder		4	4	4	4
Compression ratio		13:1	13:1	15:1	15:1
Fuel Saving Technology					
i-stop system		●	●	●	●
Mazda M Hybrid		●	●	●	●
Cylinder deactivation		●	●	-	-
Performance					
Maximum power output	Total ps (KW) / rpm	140 (103) / 5,000	140 (103) / 5,000	186 (137) / 6,000	186 (137) / 6,000
Max. torque (Nm / rpm)		238 / 3,300	238 / 3,300	240/4,000	240/4,000
Acceleration (0-62 mph in seconds)^		9.5	9.8	8.1	8.5
Top Speed (mph)		128	124	134	134
Fuel Economy and CO ₂ Emissions					
WLTP fuel consumption mpg (l/100km) ¹⁾	Low	34.9 (8.1) - 35.3 (8.0)	33.6 (8.4)	42.2 (6.7)	37.7 (7.5)
	Medium	48.7 (5.8) - 49.6 (5.7)	47.1 (6.0)	51.4 (5.5) - 52.3 (5.4)	47.9 (5.9)
	High	55.4 (5.1) - 56.5 (5.0)	53.3 (5.3)	57.6 (4.9) - 58.9 (4.8)	53.3 (5.3)
	Extra High	46.3 (6.1) - 47.1 (6.0)	44.1 (6.4)	47.9 (5.9) - 49.6 (5.7)	42.8 (6.6)
	Combined	47.1 (6.0) - 47.9 (5.9)	44.8 (6.3)	50.4 (5.6) - 51.4 (5.5)	45.6 (6.2)
WLTP CO ₂ emissions ¹⁾ (g/km)		135 - 133	141	126 - 123	138
EC emission level		Euro Stage 6e			
Recommended fuel		Unleaded 95 RON			
Fuel tank capacity (litres)		51			
Weights					
Maximum Kerb weight (kg) incl. driver (75kg)		1,445 - 1,463	1,495	1,447 - 1,493	1,523
Permitted gross vehicle weight (kg)	Total	1,904	1,937	1,941	1,963
	Front/rear	1,013 / 891	1,045 / 892	1,052 / 889	1,074 / 889
Towing limit ²⁾ (kg):	Braked	1,300	1,300	1,300	1,300
	Unbraked	600	600	600	600
Maximum roof load (kg)		75	75	75	75

[^] Figures in brackets are for vehicles fitted with 18" Alloy Wheels.

¹⁾ Figures shown are for comparability purposes; only compare fuel consumption and CO₂ figures with other cars tested to the same technical procedures. These figures may not reflect real life driving results, which will depend upon a number of factors including the accessories fitted (post-registration), variations in weather, driving styles and vehicle load. All figures quoted are derived from the latest WLTP test cycl.e

²⁾ Towing capacity is based on a 12% gradient and tested in accordance with 92/21/EEC as amended by 95/48/E.C

MAZDA3 SALOON TECHNICAL INFORMATION

Model Availability		2.0 e-SKYACTIV X Petrol 186ps Manual	2.0 e-SKYACTIV X Petrol 186ps Auto
Prime-Line		-	-
Centre-Line		-	-
Homura		-	-
Exclusive-Line		●	●
Takumi		-	-

Dimensions		
Overall length / width ¹⁾ / height ²⁾ (mm)		4,660 / 1,795 ¹⁾ (2028) / 1,440 ²⁾
Wheelbase (mm)		2,725
Ground clearance between the axles (mm) - unladen		140
Front track / Rear track (mm)		1,570 / 1,580
Front headroom ³⁾ / leg room / shoulder room (mm)		(954) ³⁾ / 1,075 / 1,414
Rear headroom ³⁾ / leg room / shoulder room (mm)		(931) ³⁾ / 891 / 1,359
Cargo volume, acc. to VDA (l):	5-seat mode to belt line including underfloor storage (without Bose / with Bose)	450
	2-seat mode including underfloor storage (without Bose / with Bose)	1,138
Brake Type - Front & Rear		Ventilated / Solid
Brake Dimensions - Front / Rear (mm)		295 / 265

Steering	
Steering gear	Electric Power Assist Steering (Rack and Pinion)
Wall-to-wall turning circle	11.4 metres

¹⁾ Vehicle width excludes mirrors. Figures in brackets includes mirrors.
²⁾ Vehicle height includes driver at 75kg.
³⁾ Figures in brackets are for vehicles fitted with power tilt and slide sunroof.



MAZDA3 SALOON TECHNICAL INFORMATION

		2.0 e-SKYACTIV X Petrol 186ps Manual	2.0 e-SKYACTIV X Petrol 186ps Auto
Engine			
Displacement (cc)		1998	1998
Bore x Stroke (mm)		83.5 x 91.2	83.5 x 91.2
Valves per cylinder		4	4
Compression ratio		15:1	15:1
Fuel Saving Technology			
i-stop system		●	●
Mazda M Hybrid		●	●
Cylinder deactivation		-	-
Performance			
Maximum power output	Total ps (KW) / rpm	186 (137) /6,000	186 (137) /6,000
Max. torque (Nm / rpm)		240/4,000	240/4,000
Acceleration (0-62 mph in seconds)^		8.1	8.5
Top Speed (mph)		134	134
Fuel Economy and CO ₂ Emissions			
WLTP fuel consumption mpg (l/100km) ¹⁾	Low	42.2 (6.7)	37.7 (7.5)
	Medium	52.3 (5.4)	48.7 (5.8)
	High	58.9 (4.8)	54.3 (5.2)
	Extra High	49.6 (5.7)	44.1 (6.4)
	Combined	51.4 (5.5)	46.3 (6.1)
WLTP CO ₂ emissions ¹⁾ (g/km)		123	135
EC emission level		Euro Stage 6e	
Recommended fuel		Unleaded 95 RON	
Fuel tank capacity (litres)		51	
Weights			
Maximum Kerb weight (kg) incl. driver (75kg)		1,482	1,521
Permitted gross vehicle weight (kg)	Total	1,938	1,959
	Front/rear	1,043 / 895	1,065 / 894
Towing limit ²⁾ (kg):	Braked	1,300	1,300
	Unbraked	600	600
Maximum roof load (kg)		75	75

[^] Figures in brackets are for vehicles fitted with 18" Alloy Wheels.

¹⁾ Figures shown are for comparability purposes; only compare fuel consumption and CO₂ figures with other cars tested to the same technical procedures. These figures may not reflect real life driving results, which will depend upon a number of factors including the accessories fitted (post-registration), variations in weather, driving styles and vehicle load. All figures quoted are derived from the latest WLTP test cycl.e

²⁾ Towing capacity is based on a 12% gradient and tested in accordance with 92/21/EEC as amended by 95/48/E.C

SKYACTIV ENGINE TECHNOLOGY

e-SKYACTIV G

The 2.5 140ps e-Skyactiv G engine is a highly-efficient direct-injection petrol engine, that achieves impressive engine efficiency thanks to the high compression combustion, resulting in excellent fuel economy and low CO₂ emissions.

e-Skyactiv G also features cylinder deactivation, delivering further improvements in economy and efficiency by automatically switching between two-cylinder and four-cylinder operation when cruising at constant speeds and not when under heavy loads. The engine shuts down two of the four cylinders with fuel injection and injection timing precisely controlled, so that the cylinder deactivation isn't noticeable to the driver.

MAZDA M HYBRID

Mazda M Hybrid is our innovative evolution of hybrid car technology. It uses four main components to capture energy that is normally wasted during braking. It stores that energy within the 24v Lithium-ion Battery and uses it to assist the engine and power the car's electrical systems, meaning you can drive further on a tank of fuel whilst also contributing to lower CO₂ emissions and other particulates.

The Mazda3 features this new technology which comes as standard on both e-Skyactiv G and e-Skyactiv X petrol engines. The result is a car that delivers outstanding performance, low running costs and strong environmental credentials.

e-SKYACTIV X

The 2.0 186ps e-Skyactiv X powertrain is the very latest in engine technology providing more power, improved fuel efficiency and even lower CO₂ emissions. Exclusive to Mazda, e-Skyactiv X burns petrol more efficiently thanks to our pioneering Spark Controlled Compression Ignition (SPCCI).

With SPCCI, an extremely lean mix of fuel and air are compressed to an extremely high pressure. A spark then ignites a very small, dense amount of fuel, which further raises the heat and pressure in the cylinder, causing the remaining fuel to ignite under pressure (like a diesel). This means you get all the performance of a naturally aspirated petrol engine, but with the fuel economy and low CO₂ emissions of a Diesel.



SKYACTIV-VEHICLE DYNAMICS: TRANSMISSIONS, CHASSIS AND BODY



TRANSMISSIONS

SKYACTIV-MT is a light and compact manual transmission system that combines superior fuel economy with the crisp shifting feel of a sports car, ensuring perfect control.

Also available is Mazda's highly efficient, 6-speed SKYACTIV-DRIVE automatic transmission. Featuring the best attributes of CVT, Dual Clutch and conventional automatic transmissions, SKYACTIV-DRIVE provides you with a direct feel with smooth gear shifts leading to great fuel economy.*



SKYACTIV-CHASSIS

Providing a lightweight chassis that delivers driving pleasure and comfort, leading to that pure 'Jinba-ittai' oneness between car and driver. The perfectly fine tuned chassis provides our famed driving experience of agility at low and medium speeds, and stability at motorway speeds for both driving pleasure and comfort.



SKYACTIV-BODY

For a car to excel in its basic functions - accelerate, turn and stop - it must have a lean body, but also be sturdy to ensure safety. The Mazda3's body has been designed around these elements leading to a light, rigid and robust body that ensures safe and joyful driving.

*SKYACTIV-DRIVE Automatic Transmission is unavailable on Prime-Line & Centre-Line grades.

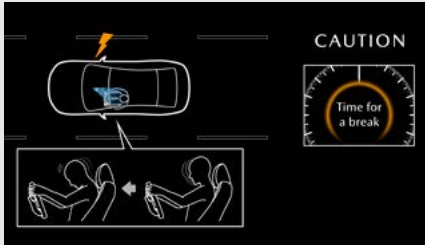
ADVANCED SAFETY TECHNOLOGY



COLOUR ACTIVE DRIVING DISPLAY (HEAD-UP DISPLAY)

The system projects full-colour information directly onto the windscreen within the driver's line of sight. The displayed information includes Traffic Sign Recognition, navigation turn-by-turn direction's, as well as vehicle status including current speed and advanced safety equipment status.

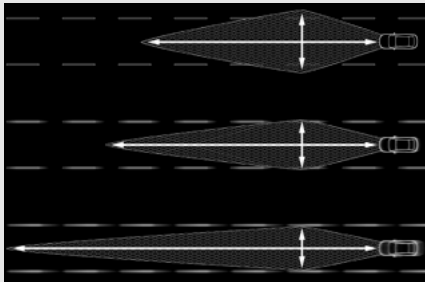
(Standard across the range)



DRIVER MONITORING

Detects sleepiness or inattention by monitoring changes in expression or movement of the driver's line of sight. A camera and infrared LED monitor the driver's condition both day and night. If the system determines that the driver has fallen asleep or is inattentive, it sounds an alert to make the driver aware while also preparing for automatic braking to help prepare for a potential incident.

(Standard on Takumi models)

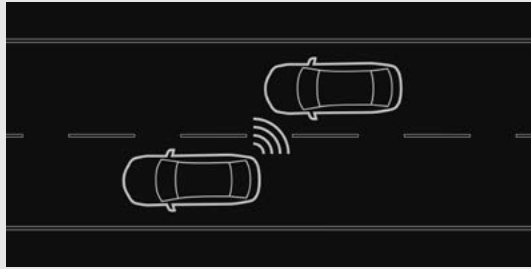


ADAPTIVE LED HEADLIGHTS

Mazda's Adaptive LED Headlights provide the ultimate in headlight technology, lighting up the road ahead as if it were daytime and allowing anybody to enjoy safe and stress-free driving at any time of day. The system increases visibility at night to help drivers stay vigilant by combining three technologies: Wide-range Low Beams which light up a wider area at low speeds, Highway mode which helps you see further when travelling at speed, and Glare-free High Beams which automatically dim part of the illuminated area to avoid dazzling other drivers.

(Standard on Exclusive-Line & Takumi models)

ADVANCED SAFETY TECHNOLOGY

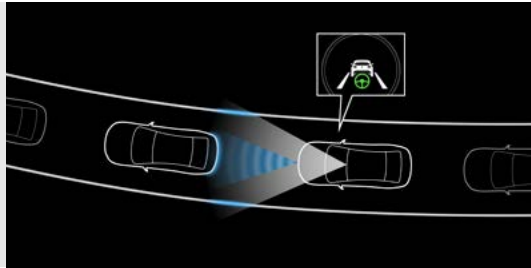


BLIND SPOT MONITORING (BSM) WITH REAR CROSS TRAFFIC ALERT (RCTA)

BSM uses radars mounted in the rear bumper to detect vehicles approaching from behind and in the adjacent lane. It alerts the driver to the presence of vehicles in the blind spot on either side by displaying an icon in the appropriate door mirror. If the driver indicates to change lanes with a vehicle in the blind spot, the icon flashes and a warning beep is sounded.

RCTA is designed to help you make sure it's safe to start backing up. The system uses the same radars and indicators as BSM to watch for vehicles coming from both sides and alert the driver when they come near.

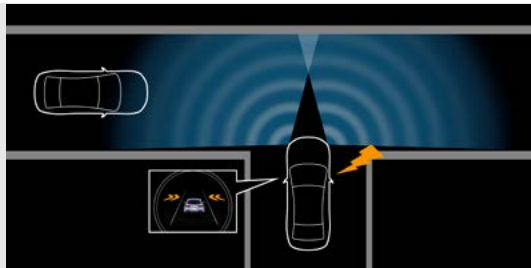
(Standard across the range)



CRUISING & TRAFFIC SUPPORT (CTS)

Automatically operates acceleration and braking to maintain a proper trailing distance between your Mazda and the vehicle ahead. In addition, it assists with steering operations to keep the car within its lane. CTS contributes to reducing driver fatigue, as well as supporting a safer, more reassuring and more comfortable driving experience.

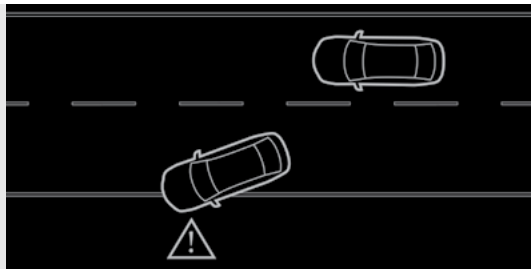
(Standard on Takumi models)



FRONT CROSS TRAFFIC ALERT

Mazda's newly developed system detects other vehicles approaching from blind spots at the front right or left of the vehicle and alerts the driver of their presence. This helps prevent a common cause of accidents, when cars enter a T-junction with a partially obscured view.

(Standard on Takumi models)

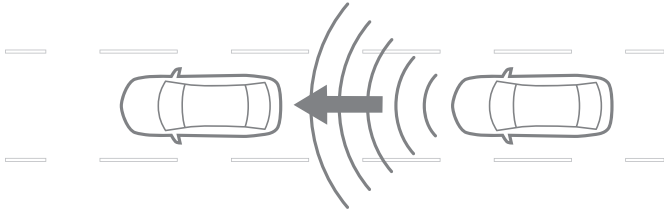


LANE DEPARTURE WARNING SYSTEM WITH LANE KEEP ASSIST SYSTEM

Designed to prevent your vehicle from inadvertently straying from its lane. A front view camera monitors the road ahead and calculates the car's position relative to the lane markings. If the system detects the vehicle is moving out of its lane unintentionally, the steering wheel will vibrate and an audible alert will sound. The system will also take corrective action to help you stay within the lanes through assisted steering.

(Standard across the range)

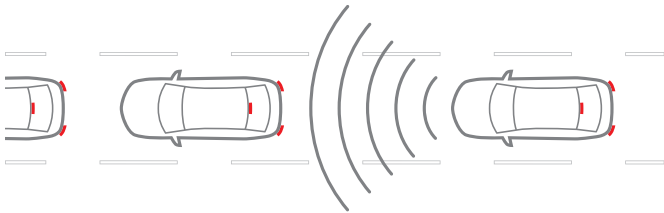
ADVANCED SAFETY TECHNOLOGY



MAZDA RADAR CRUISE CONTROL

To activate, the driver sets a maximum speed (just as with cruise control) and size of the gap to maintain. The radar watches for traffic ahead and once the system senses a vehicle in front, the car will slow down and speed up automatically maintaining the drivers pre-set distance. Automatic models also have the additional feature of 'Stop & Go', meaning the vehicle will automatically accelerate and brake in start/stop traffic with minimal input from the driver.

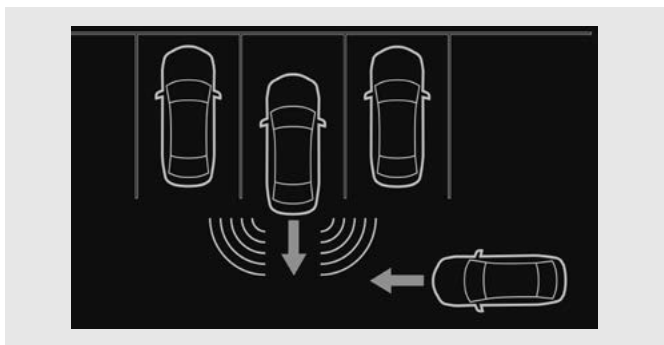
(Standard across the range)



SMART BRAKE SUPPORT – FRONT

Alerts the driver of a possible collision using the warning indications in the display and a warning sound if the front radar sensor and Forward Sensing Camera determine that there is the possibility of a collision with a vehicle ahead, pedestrian, or a bicycle. Furthermore, if a collision is unavoidable, the automatic brake control is performed to reduce damage in the event of a collision. In addition, when the driver depresses the brake pedal, the brakes are applied firmly and quickly to assist.

(Standard across the range)



SMART BRAKE SUPPORT – REAR

Reduces damage in the event of a collision by operating the brake control when the system's sensors detect an obstruction at the rear.

SMART BRAKE SUPPORT – REAR CROSSING

Assists in avoiding collisions and reducing damage in the event of a collision by applying the brakes if there is the possibility of collision with a vehicle approaching from the rear while you are reversing out of parking space.

(Standard on Takumi models)

VEHICLE TAX RATES

VEHICLE TAX RATES TAX YEAR 2024-25

CO ₂ EMISSIONS FIGURE (G/KM)	PETROL & RDE2 DIESEL - FIRST YEAR RATE	ALTERNATIVE FUEL CARS - FIRST YEAR RATE	STANDARD RATE (12 months): PETROL/DIESEL CARS ALTERNATIVE FUEL CARS	
0	£0	£0	£190	£180
1-50	£10	£0	£190	£180
51-75	£30	£20	£190	£180
76-90	£135	£125	£190	£180
91-100	£175	£165	£190	£180
101-110	£195	£185	£190	£180
111-130	£220	£210	£190	£180
131-150	£270	£260	£190	£180
151-170	£680	£670	£190	£180
171-190	£1,095	£1,085	£190	£180
191-225	£1,650	£1,640	£190	£180
226-255	£2,340	£2,330	£190	£180
Over 255	£2,745	£2,735	£190	£180

First-year rate is paid when first registering a vehicle and is for the first 12 months Vehicle Excise Duty. After the first 12 months, the standard rate applicable at that time is payable. Vehicles with a list price >£40k will be subject to a premium of £410 over the Standard Rate for 5 years from the start of the second licence.



MAZDA SERVICES

The maximum service interval for your Mazda is 12,500 miles or 12 months whichever occurs first, however, the servicing intervals may reduce based on the style of driving and the conditions under which your vehicle is operated.



MAZDA FINANCIAL SERVICES

Mazda Financial Services offers a variety of finance and insurance products to suit the needs of both private and business customers. With our wide range of plans and services, no-one is more committed to delivering complete motoring confidence and total peace of mind than Mazda and Mazda Financial Services.†



MAZDA EXCESS RETURN VOUCHER

When you apply for Free Driveaway Insurance for your new Mazda, you'll also receive a free 1-year Excess Return voucher which pays back up to £250 of your insurance excess cost, regardless of who you're insured with, if you use our Call Mazda First service. If you have a Mazda Excess Return voucher and need to make an insurance claim, simply Call Mazda First before your insurer on 0800 015 0367.



MAZDA INSURANCE

When you buy your new Mazda from a Mazda franchised dealer, we'll give you free comprehensive Driveaway Insurance so you can get on the road there and then. Upgrade to our annual cover and benefit from our Mazda Accident Repair Promise all year round. In the event of an accident, unlike most other insurers, we guarantee to repair your Mazda at a Mazda Approved Bodyshop using only Mazda Genuine Parts. This helps to protect your Mazda's safety rating, resale value and manufacturer warranty. Plus, you'll also get windscreen damage cover, EU cover and a complimentary courtesy car. We'll even pay your cancellation fee if you're insured elsewhere*. Eligibility criteria, terms and conditions apply.

Ask your dealer or call Mazda Insurance on 0330 102 7995.

Get a quote online at www.mazdacarinsurance.co.uk

Mazda Insurance is arranged and administered by Verex Insurance Services Ltd which arranges policies from a panel of insurers.

*Offer not available online. Offer conditions apply.



FREE MAZDA ACCIDENT AFTERCARE

In the event of an accident, Call Mazda First 0800 015 0367 before your insurer for free 24-hour Accident AfterCare and to redeem your £250 Excess Return voucher. Our dedicated case handlers will liaise with your insurer and arrange Mazda Genuine Parts and repairs at a Mazda Approved Bodyshop, keeping your Mazda 100% Mazda and maintaining your Mazda warranties. We'll also provide accident recovery if your Mazda isn't driveable and a free courtesy car during the repair. Terms and conditions apply.

Save 0800 015 0367 to your mobile phone.

TAX FREE – DIPLOMATIC AND MILITARY SALES

For further information contact your Mazda dealer or contact Mazda on 03457 48 48 48.

MOTABILITY

For all Motability enquiries please contact your Mazda dealer or contact Mazda on 03457 48 48 48.

STAY IN TOUCH WITH MAZDA3

Visit our website and use the Configurator to create your perfect version of the MAZDA3.



BUILD YOUR MAZDA3

Or get answers to all your questions by requesting more information here.



FIND A DEALER



REQUEST A TEST DRIVE



REQUEST A QUOTE



FOLLOW US ON



CRAFTED IN JAPAN

JANUARY 2025

Mazda Motors UK reserves the right to introduce changes in specification and equipment due to its ongoing product development. Prices are subject to change without prior notice. Colour and trim samples shown in this digital brochure may vary from the actual colours because of the variations of resolutions and colours found in various screen displays, and if printed, limitations within the printing process. Models shown may not be to UK specification. It is recommended that you consult your Mazda dealer when referring to these. Apple CarPlay®, Android Auto™ and Bose are registered trademarks in the U.S. and other countries. Used with permission. Amazon, Alexa, and other related marks are trademarks of Amazon.com, Inc. or its affiliates. The Bluetooth® word mark and logos are owned by the Bluetooth SIG, Inc. and any use of such marks by Mazda Motor Company is under licence. Other trademarks and trade names are those of their respective owners.

Amazon Alexa is a cloud-based voice service provided by Amazon, which is provided under Amazon's own responsibility. To use Alexa, you need an Amazon account. Mazda only enables the use of Amazon Alexa in selected Mazda models and is not responsible for providing the Alexa services. Amazon's terms of use and privacy policy apply.

To use the Alexa functions in your Mazda vehicle, you must also register with Mazda Connected Services via the MyMazda app. For more information about Mazda Connected Services and the processing of data in this context, please refer to www.mazda.eu/en/mazda-in-europe. Alternatively, Alexa can be used by connecting the vehicle to a mobile WiFi hotspot. This may incur additional costs depending on your mobile phone tariff.

Amazon, Alexa, and other related marks are trademarks of Amazon.com, Inc. or its affiliates. Amazon Alexa is currently available in English, German, French, Italian, and Spanish. The Mazda Connect system language and home region setting must be set to a language and country supported by Amazon Alexa. In Europe these countries currently are the following: Germany, France, Ireland, Italy, Austria, Spain, United Kingdom.