
▼ Downloading a phonebook

The phonebook data from the Bluetooth® device can be registered to the contacts on the unit using Bluetooth®.

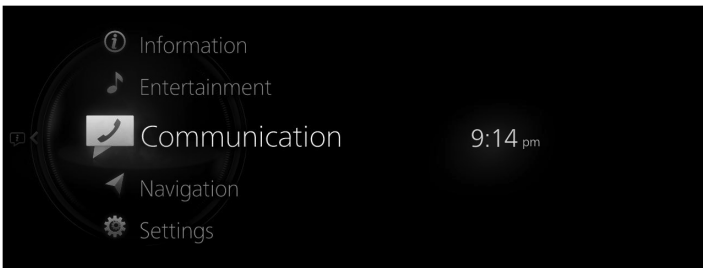
Automatic downloading

When the Contacts and Call History Sync setting is on, contacts and call history are automatically downloaded when connected to a Bluetooth® device.

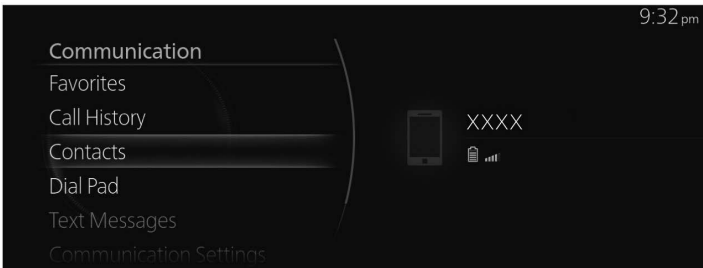
Manually downloading

When the Contacts and Call History Sync setting is off, download the phonebook using the following procedure.


1. Select “Communication” on the home screen.



2. Select “Contacts”.



3. Select “Update Contacts”.

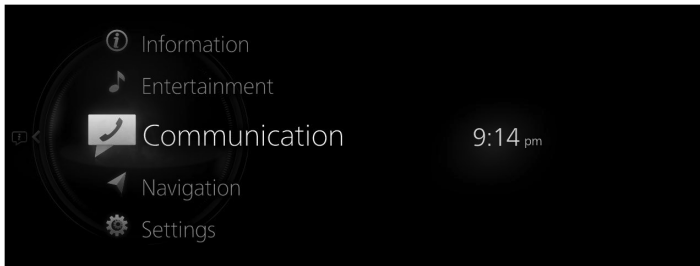


▼ Registering contacts to Favorites


Up to 100 contacts can be registered. Registering the phone number saves time by you not having to search for the person you want to call in the phonebook.

Registering to Favorites

1. Select “Communication” on the home screen.



2. Select “Contacts”.



-
3. Select the contact you want to register to Favorites from the displayed contact list.



4. Select "Add to Favorites".

